

# Writing Journal



Name

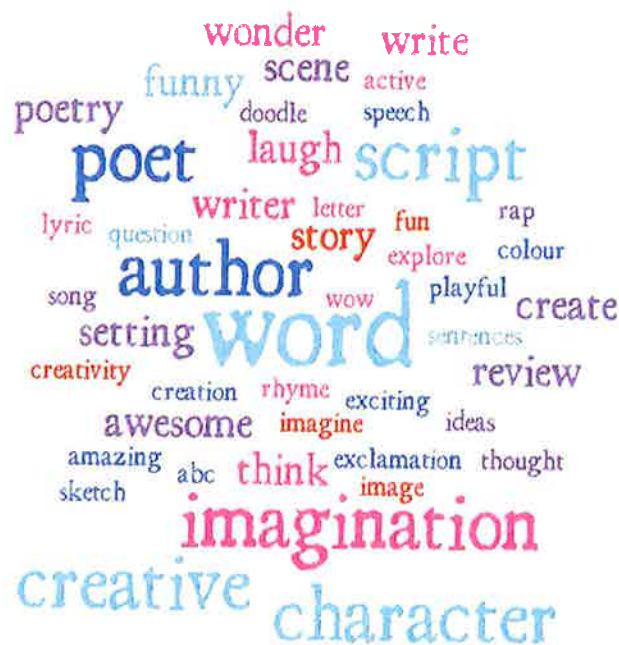
Class

# How to Use Your Journal

This journal is for you. It is a space to be inspired, creative and experiment with writing in different styles. Your journal will not be marked, but feel free to bring it in and show your teacher.

You do not need to start on page 1, just go to a page that inspires you - and write! There are also additional blank/lined pages for you to fill with your own ideas.

The most important thing to remember is to have fun and enjoy being creative with words.



# Personal Details

First name:

Last name:

Age:  Date of birth:

My favourite -

Food:

Animal:

Colour:

Subject:

Book:

Film:

Game:

Hobbies:




**My concrete poem**

# Invitation


Imagine you are holding a party or event of your choice, e.g. a birthday, Halloween, Christmas, Burns Supper. Write your invitation below.

Remember to include an address, who it's to, the date and R.S.V.P. Decorate the card too.

A large, empty rectangular box with a thin black border, intended for writing an invitation. The box is currently blank.

# Persuasive letter


Write a letter to persuade someone to change their mind on a subject you feel strongly about.



A large rectangular box with a thin black border, containing 25 horizontal lines for writing. The lines are evenly spaced and extend across the width of the box, providing a template for a letter.

# Your page 1


Write or draw something of your choice. For ideas, look at the back page.






# Read All About It!

Stick in a newspaper/online news article you like in the space below. Write about why you chose this article. Why was it interesting? What grabbed your attention?

A large, empty rectangular box with a thin black border, intended for pasting a newspaper or online news article and writing a response. The box is currently blank.



# Catchy headlines

Headlines should grab your attention. Can you make up any to go with the images below?



---

---



---

---




---

---


# Postcard

Imagine you could travel to anywhere (and we do mean anywhere) you want.  
Write a postcard from where you are to a friend.



# Song lyrics

Make up your own song or rap and write the lyrics down on this page. Give the song a title, and design your own album cover.

A large, empty rectangular box with a thin orange border, intended for students to write their song lyrics and design their album cover.

# Script writing

Write a short scene or script for a play. Here are some examples of characters and situations you could use - or make up your own!


## Relationships

Parent & Child  
Siblings  
Teacher & pupil  
Doctor & patient  
2 frogs in a pond  
Football/netball/sports coach and player  
Waiter/ess and customer  
Cat & dog  
2 men in space  
Game show host & contestant  
Mad scientist and her/his creation

## Places

Desert island  
Library  
Aeroplane  
On the Moon  
On top of the Eiffel Tower  
Attic  
Jungle  
Igloo  
At the bottom of the garden  
Supermarket  
Hospital  
Haunted house  
A different city/country/continent

A large rectangular box containing 15 horizontal lines for writing a script.



# Short Story

Write your own short story. You can use the Story Mountain template below to help you start.

Five Part Story Mountain

The diagram shows a mountain shape with a jagged peak. The mountain is divided into five sections, each with a rounded rectangular box for writing. The sections are labeled as follows:

- 1. Opening (bottom left)
- 2. Build-up (middle left)
- 3. Problem (top center)
- 4. Resolution (middle right)
- 5. Ending (bottom right)


There are clouds in the sky above the mountain. The entire template is enclosed in a rectangular border.


Copyright © PlanBee Resources Ltd 2018

www.plan-bee.com

Draw your story picture here










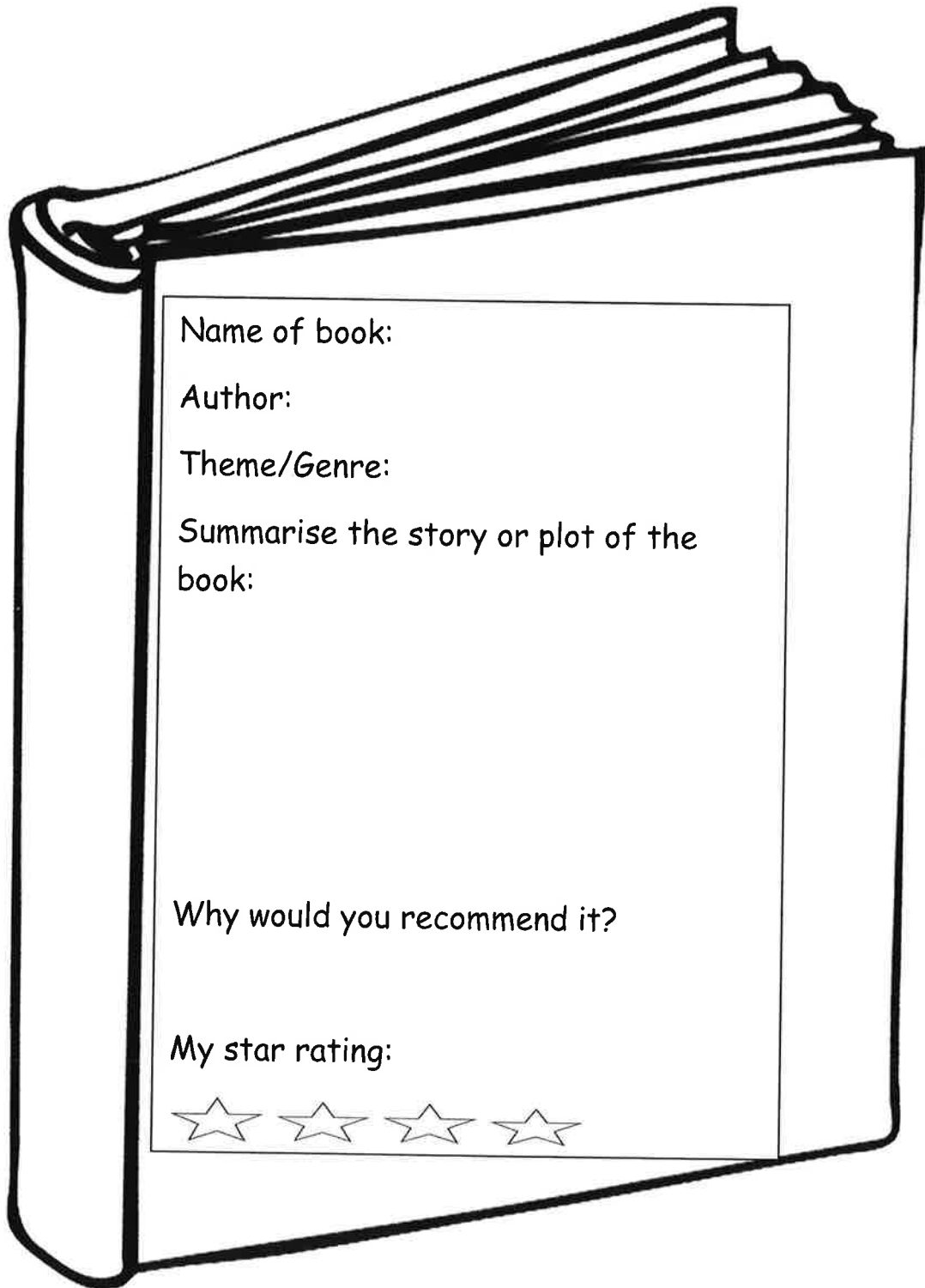


# Jokes

Make 'em up.



# Book Review



Name of book:

Author:

Theme/Genre:

Summarise the story or plot of the book:

Why would you recommend it?

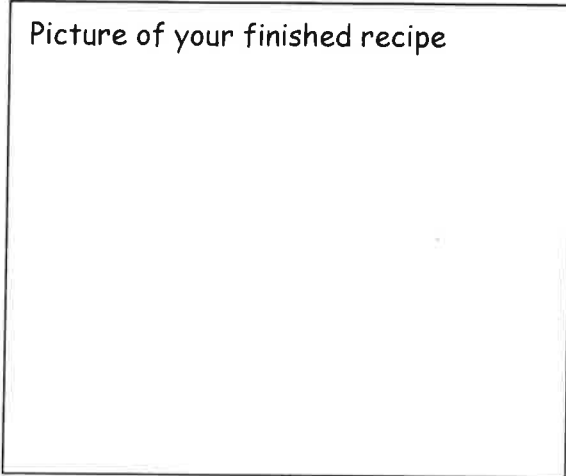
My star rating:

★ ★ ★ ★


# My favourite recipe

Write out ingredients and instructions for your favourite recipe. Remember, instructions begin with number 1. Each new instructions starts on a new line.


Picture of your finished recipe



Ingredients




Instructions



# TV, Film or Game review

Write a review of a TV programme or film you have seen, or a Game you have played, and write what was good or bad about it. For ideas have a look at Mark Kermode's reviews: <https://www.theguardian.com/profile/markkermode>

A large rectangular box containing 20 horizontal lines for writing a review.





# Comic strip



Create your own comic strip using pictures and words. Make sure it has a beginning, middle and end. Use onomatopoeia for added effect.




# Your page 2

A large rectangular box containing 25 horizontal lines for writing. The lines are evenly spaced and extend across the width of the box. The box is empty, providing a space for the user to write their response.



How many different types of writing have you used? Tick off the ones you have used.

- Adverts
- Autobiography
- Biography
- Captions
- Cartoon strip
- Diary entry
- Instructions
- Jokes
- Letter to a penpal
- Letter to complain/persuade
- Newspaper article

- Personal opinions
- Play scripts
- Poems
- Postcard
- Poster
- Prayer
- Recipe
- Recount
- Report
- Slogan/jingle
- Song lyrics

Can you think of anymore?

---

---

