

P4 Home Learning 26.8.21 - 8.9.21





LI: to identify and create symmetrical shapes and patterns.

Task - explore the world around you to find real life examples of symmetrical shapes and/or patterns. Record what you find by sketching these on paper or take photographs.

Bonus - Make your own symmetrical shapes and patterns using resources at home. You could make your patterns out of pasta or cutlery. Use your imagination and get creative!



Spelling - Please practise your groups spelling words. See below for word list

<u>Dolphins</u> 	<u>Crocodiles</u> 	<u>Bats</u> 	<u>Pandas</u> 
save	save	face	arcade
gave	gave	race	invade
ate	brave	cage	brigade
date	ate	place	mistake
made	date	blame	pancake
	mate	escape	inflate
	late	age	parade
	gate	mistake	surname
	maze	made	amaze
	made	table	investigate