

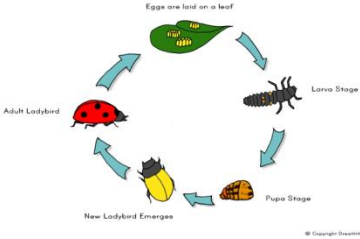


P1 Other Curricular Areas

Expressive Arts	Health and Well Being	French
<p><u>Dance / Drama</u> Aim: To dance to the steady beat of the music and to hold the body still when given the instruction 'freeze'</p> <p>Have fun joining in with this dance:</p> <p>Google 'brain breaks action songs for children move and freeze' https://www.youtube.com/watch?v=388Q44ReOWE</p> <p><u>Art</u> Aim: To design an emoji</p> <p>An emoji is a simple picture that shows an idea or feeling. It is often used in a text or e-mail.</p> <p>Your challenge is to create your own summer sunshine emoji. When other people see your emoji it should make them think of being happy on a warm, sunny day.</p> <p>Google 'sun emoji' for some ideas.</p> 	<p>If you are finding it hard not being able to hug your friends here is a link to a lovely wee video. https://www.instagram.com/tv/CAe4WJyn3hl/?igshid=1kp0a4irgjzre</p> <p><u>Aim:</u> To discuss how to keep safe in the  sun yourself safe in the sun.</p> <p>Discuss what you can do to keep the sun.</p> <p>Now watch the following: Google 'Tips for staying safe in the sun CBeebies' https://www.bbc.co.uk/cbeebies/watch/sun-safety-for-kids</p> <p>Next create something to remind other people about how to stay safe in sunny weather. Here are some ideas:</p> <p>Gather objects to remind you how to stay safe and take a photograph of these. (hat, water bottle, sun cream, sunglasses, t-shirt) Use the objects above to tell somebody else your safety tips. Use the objects to make a safety video. Draw a picture to show how to stay safe. Make a sun safety poster. Teach your cuddly toys how to stay safe in the sun.</p> <p>Here is the link to a safety advert that lots of P1 children have enjoyed in the past. Watch it a few times and try to join in! Google 'slip, slop, slap, seek & slide Sid Seagull' https://www.sunsmart.com.au/tools/videos/current-tv-campaigns/slip-slop-slap-peek-slide-sid-seagull.html</p>	<p>Aim: To learn fruit vocabulary in French</p> <p>Watch this catchy French song about fruit: https://www.youtube.com/watch?v=nJ03KjwiIVM</p> <p>(Go to youtube and type in Allan le lait - j'aime les fruits)</p> <p>Can you create a dance to go along with the song?</p> <p>Extra challenge: Can you make a poster about healthy(C'est bon pour la santé) /unhealthy(c'est mauvais pour la santé) food in French using the fruit vocabulary you know? You could use collage (newspapers/magazines/leaflets) to create your poster, with the names of each item in French beside it. Be as creative as you like! Send us a picture of your creation to the school e-mail address.</p>

RME	Topic	Music
<p><u>Aim:</u> to explore Christian stories about caring</p> <p>Talk about Jesus' Golden Rule 'Treat other people the way you want to be treated yourself' and discuss what this means.</p> <p>Watch the following story from the bible: https://www.youtube.com/watch?v=YuU3koekMak</p> <p>Talk about what Zaccheus did that showed he cared?</p> <p>What different ways can you help whoever is at home with you? Draw 4 ways. Can you try and do any of these during this week? Send a picture to the school e-mail address of the different things you have managed to do to help and show you care.</p>	<p><u>Aim:</u> To listen for information about ladybirds</p> <p>Many of you are interested in ladybirds so here are some interesting ladybird facts and a picture showing their life cycle. After listening to the facts and looking at the life cycle, how much information can you remember to tell another person? Perhaps you could make a fact page about ladybirds.</p> <p>Ladybird Life Cycle</p>  <p>A larger version of the life cycle is shown on the following page.</p> <p>This video clip shows a group of children discovering a ladybird:</p> <p>Espresso education> Firstlevel> science> minibeasts> science 1> school garden> In the trees https://central.espresso.co.uk/espresso/modules/s1_minibeasts/video_school_garden/video_in_the_trees1.html?source=search-all-all-all-all&source-keywords=ladybirds</p> <p>A ladybird is an insect. It has 6 legs. A ladybird is a kind of beetle. Some ladybirds have no spots and some have up to 20 spots. If they think they are in danger from a predator who wants to eat them they pretend to be dead. They can release a stinky yellow fluid to keep enemies away. A ladybird can live for up to a year. A ladybird has 2 sets of wings. One set is the outer hard shell. The other set is underneath and used for flying. Ladybirds are very helpful in the garden because they eat the bugs that damage plants. A ladybird can eat up to 50 little bugs a day.</p>	<p><u>Aim:</u> to use my voice to explore sound, rhythm and pitch</p> <p>Click on the following link from NYCOS.</p> <p>https://www.youtube.com/watch?v=LyW3UitF0q8&list=PLT03GmRKx8cvWbgX71lgz9HntNX-EC2eg&index=6</p> <p>Listen to lesson 3 and join in with the different songs and actions.</p> <p>Here is another link for daily activities from NYCOS.</p> <p>https://www.nycos.co.uk/daily-activities</p>

Ladybirds smell and taste with their antennae.

Ladybird Life Cycle

