



P1 Other Curricular Areas		
Expressive Arts	Health and Well Being	French
<p><u>Dance / Drama</u></p> <p><u>Aim:</u> To act out a familiar story</p> <p>Watch this video telling the story of The Enormous Turnip https://www.youtube.com/watch?v=z9W8Tyz3AOY Google 'you tube fairy tales and bedtime stories the enormous turnip' Act out the story with your toys as you retell the story in your own words.</p> <p><u>Art</u></p> <p><u>Aim:</u> To create art using natural materials</p> <p>Collect some leaves, seeds, stones and twigs. Use your creativity to make a picture of your choice.</p> <div style="display: flex; justify-content: space-around;">   </div>	<p><u>Aim:</u> To discuss how to keep safe near roads.</p> <p>Remember the main message is Stop, Look, Listen and Think.</p> <p>Select one or more of the activities below to reinforce previous learning about road safety.</p> <p>When out on a walk or cycle discuss what you can do to keep yourself safe when you are near a road.</p> <p>Mark out a road and crossings with masking tape. Practise road safety with your cuddly toys.</p> <p>View the worksheets on the separate links as a basis for discussion or you may wish to print them to use.</p> <p>Swap roles. Pretend the adult is the child and the child is the adult. The child (who is pretending to be the adult!) teaches the adult about road safety in whatever way they wish.</p> <p>Watch the following old road safety campaign adverts. Previous P1s have really enjoyed them. Google 'You Tube road safety hedgehogs'</p> <p>https://www.youtube.com/watch?v=pl4Ye4Ezo00</p> <p>https://www.youtube.com/watch?v=KnwxN24E2yY</p>	<p><u>Aim:</u> To say whether you like/dislike something in French</p> <p>Watch this short clip on youtube: https://www.youtube.com/watch?v=nugVKEiPlyY</p> <p>J'aime - I like</p> <p>Je n'aime pas - I do not like</p> <p>J'adore - I love</p> <p>Je déteste - I hate</p> <p>Which foods do you like/dislike? Have a go at saying them to a family member. A copy of the fruits we have learned is on the next page.</p>

RME	Topic	Music
<p><u>Aim:</u> To think about how people live in different countries</p> <p>Kayla lives in Australia. Wath the video clips.</p> <p>https://central.espresso.co.uk/espresso/modules/ey_opendoor/video_files/video_australia.html#st-mv1</p> <p>What do you think is different for Kayla living in Australia? Why do you think is the same? Have you been to the beach? What did you do when you were there?</p> <p>Have a go of the 'living things' sorting game</p>	<p><u>Aim:</u> To think about how some of our food grows.</p> <p>This is a topic that some of you wanted to investigate more. Watch this super video about how some of our food grows.</p> <p>Espresso education> First level> science> Plants> videos> eating plants</p> <p>https://central.espresso.co.uk/espresso/primary_uk/subject/module/video/item1236915/grade1/module1197183/index.html</p> <p>Look at the fruit and vegetables in your house. Think about which part of the plant you eat. Sort them into roots (such as carrots, beetroot, turnip,parsnips) stems (such as rhubarb and celery), leaves (such as cabbage, kale, leeks and lettuce) flowers (broccoli and cauliflower) or fruit (apples, oranges, pears, bananas, grapes etc) Which ones have seeds? Which ones grow below the ground? Which grow on trees?</p> <p>Perhaps you could help to prepare some vegetables by washing, peeling or cutting them up. You may need a little help with this to stay safe.</p>	<p><u>Aim:</u> to use my voice to explore sound, rhythm and pitch</p> <p>Click on the following link from NYCOS.</p> <p>https://www.youtube.com/watch?v=1KkAwCG4Vsg&list=PLT03GmRKx8cvWbgX71Igz9HntNX-EC2eg&index=10</p> <p>Listen to lesson 4 and join in with the different songs and actions.</p> <p>Here is another link for daily activities from NYCOS.</p> <p>https://www.nycos.co.uk/daily-activities</p>

Fruit - Les fruits



apple
une pomme



banana
une banane



blackberry
une mûre



cherry
une cerise



peach
une pêche



avocado
un avocat



grapes
le raisin



lemon
un citron



lime
un citron vert




mango
une mangue



orange
une orange



melon
un melon



passion fruit
un fruit de la passion




pear
une poire



pineapple
un ananas



plum
une prune



mandarin
une mandarine



strawberry
une fraise