





















Class <u>P3</u> Literacy														
<p>Literacy Task 1</p> <p><b>LI: to read for information</b></p> <p>For this task you will need to login to studyladder.</p> <p>We have assigned you a comprehension task. Read the text and then answer the questions. We will be able to see your marks!</p> <p><a href="https://www.studyladder.co.uk/">https://www.studyladder.co.uk/</a></p> <p>We have attached a paper copy text and questions just in case this platform does not work for you – however, please only use this if you can't get on studyladder.</p>	<p>Literacy Task 2</p> <p><b>LI: to read independently for a period of time</b></p> <p>Read independently for <u>at least</u> 15 minutes.</p> <p>In class, we do ERIC every week - (Everyone Reading In Class).</p> <p><b>Challenge:</b> Pick a character from your story or chapter.</p> <p>Draw a picture of the character and write down at least 5 words you could use to describe them. Think of their personality as well as what they look like.</p> <p>Are they brave? Are they adventurous? Are they scared?</p>	<p>Literacy Task 3</p> <p><b>LI: to spell words correctly</b></p> <p>Using the 'Super Spelling' sheet, choose 2 ways to practice your spelling words. Record any you can in your jotter.</p> <p><u>Mrs Smyth's group.</u> You can also choose to do this activity below: <u>Roll and Spell a word.</u> Using a dice (there is a paper template below if you do not have one at home) roll and follow the instructions on how to spell your word.</p> <table border="1"><tbody><tr><td></td><td>Write the word with your opposite hand.</td></tr><tr><td></td><td>Write the word with both eyes closed.</td></tr><tr><td></td><td>Write the word as fast as you can.</td></tr><tr><td></td><td>Write the word in your neatest handwriting.</td></tr><tr><td></td><td>Write the word upside down.</td></tr><tr><td></td><td>Write the word in rainbow colors.</td></tr></tbody></table>		Write the word with your opposite hand.		Write the word with both eyes closed.		Write the word as fast as you can.		Write the word in your neatest handwriting.		Write the word upside down.		Write the word in rainbow colors.
	Write the word with your opposite hand.													
	Write the word with both eyes closed.													
	Write the word as fast as you can.													
	Write the word in your neatest handwriting.													
	Write the word upside down.													
	Write the word in rainbow colors.													

