






**To Date: Wednesday 6<sup>th</sup> May** From each section please choose from number 1-3 depending on your child's interest and stage. Please don't feel like you need to complete it all. We are providing a range of activities to develop and challenge all children.

Topic– We continue to explore the signs of Spring. This week we are focussing on farm animals.

Health and Wellbeing	Literacy	Numeracy	Stories/Yoga/Community tasks
<p><b>Be like Rolly Responsible.</b></p> <ol style="list-style-type: none"> <li>1. Be kind to your pet or special toy, spend time playing, look after them and keep them safe.</li> <li>2. Discuss with your adult how you can look after your pet/special toy to keep it safe, healthy and clean. Discuss what food and drink is needed. You can also talk about how to play with it to stop damaging/hurting it.</li> <li>3. Take over the responsibility of looking after your pet/toy by feeding, cleaning, walking it, making sure it is safe, has a safe place to live/stay?</li> </ol> <p>Always remember to <b>wash your hands</b> after touching and handling animals.</p> 	<p><b>Mr Tumble and Old MacDonalDs Farm</b></p> <p><a href="https://www.youtube.com/watch?v=kW9OZwgQpWA">https://www.youtube.com/watch?v=kW9OZwgQpWA</a></p> <ol style="list-style-type: none"> <li>1. Can you tell your adult 2 ways of moving your body like an animal or a toy at home.</li> </ol>  <ol style="list-style-type: none"> <li>2. Can you think of 4 ways to move your body like an animal and items at home</li> </ol>  <ol style="list-style-type: none"> <li>3. Can you move like an animal and ask family member to guess the animal by giving no /some or lots of clues.</li> </ol>	<p>We found a great video for you to watch all about sizes.</p> <p><a href="https://youtu.be/4EFLtiMTmk">https://youtu.be/4EFLtiMTmk</a></p> <ol style="list-style-type: none"> <li>1. Watch the clip and discuss the various sizes.</li> </ol>  <ol style="list-style-type: none"> <li>2. Can you draw a small, medium and big item from the clip in your nursery jotter?</li> </ol>  <ol style="list-style-type: none"> <li>3. Time to explore!! Find objects in your house that are small, medium and big. Your challenge is to place them in order of size.</li> </ol>	<p>How cute is this idea for some creative artwork. We would love to see some of our children doing these ☐</p> 