

# Half Consolidation Sheet

Name: \_\_\_\_\_

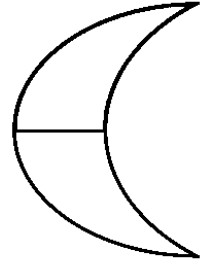


Date: \_\_\_\_\_

$$\frac{1}{2}$$

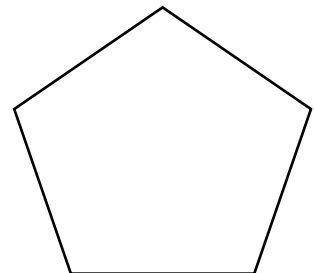

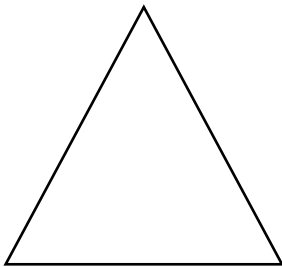
half



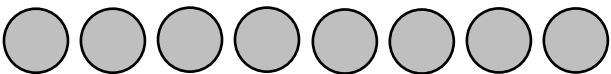
- Shade  $\frac{1}{2}$  of each shape...



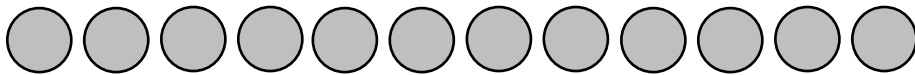
- Find and shade  $\frac{1}{2}$  of each shape...



- Circle  $\frac{1}{2}$  of each set...



$$\frac{1}{2} \text{ of } 8 =$$



$$\frac{1}{2} \text{ of } 12 =$$

- Use cubes or other apparatus to work out the following...

$$\frac{1}{2} \text{ of } 6 =$$

$$\frac{1}{2} \text{ of } 14 =$$

$$\frac{1}{2} \text{ of } 16 =$$

$$\frac{1}{2} \text{ of } 10 =$$

$$\frac{1}{2} \text{ of } 18 =$$

$$\frac{1}{2} \text{ of } 4 =$$

LO: To identify half in different forms.

