

Thursday 2.4.20

Literacy

L.I. To identify and use adverbs

This week will be our last week practising adverbs.

On Studyladder, complete the following tasks:

Personification and **Simile**: Watch the 'Adverbs - adding ly' tutorial, and complete the practice activity.

Alliteration and **Metaphor**: Watch the 'Relative adverbs (when, where, why) and complete the practice activity.

Play the adverb games:

<https://www.turtlediary.com/game/find-the-adverb.html> (not tablet friendly)

<http://www.scootle.edu.au/ec/viewing/L6187/index.html> (tablet friendly)

Maths

L.I To identify and use coorinates

1. Watch Fun Lesson: <https://www.youtube.com/watch?v=h26o9GKusK4>

2. Play <https://nrich.maths.org/6288>

Search for the hidden treasure! You can enter coordinates to test locations (Remember the X axis is at the bottom and the Y axis is at the side). Each time you guess, you will see how 'close' you were to the treasure. The lower the number, the less 'steps' you need to take to find it.

Challenge: Once you find the treasure, click the 'cog' at the top right and change the level and/or the style! Have fun!

Reflect in your green jotter:

- Play as often as you would like, can you find the treasure in less than 5 guesses?
- Can you find a reliable strategy for choosing coordinates that will locate the treasure in the minimum number of guesses?

3. Task

Play allocated Studyladder Games – Location & Transformation unit


-Play coordinates games first, then you can explore the others if you would like.

Art

L.I. To follow instructions carefully

Have a go at drawing one of these Disney characters step by step. They are also in French!

Woody



Etape n°1



Etape n°2



Etape n°3



Etape n°4



Etape n°5



Etape n°6

Nemo



Etape n°1




Etape n°2




Etape n°3



Etape n°4



Etape n°5



Etape n°6

Minnie
Base Mickey Etape 1 à 9



Etape n°10



Etape n°11



Etape n°12



Etape n°13



Etape n°14