
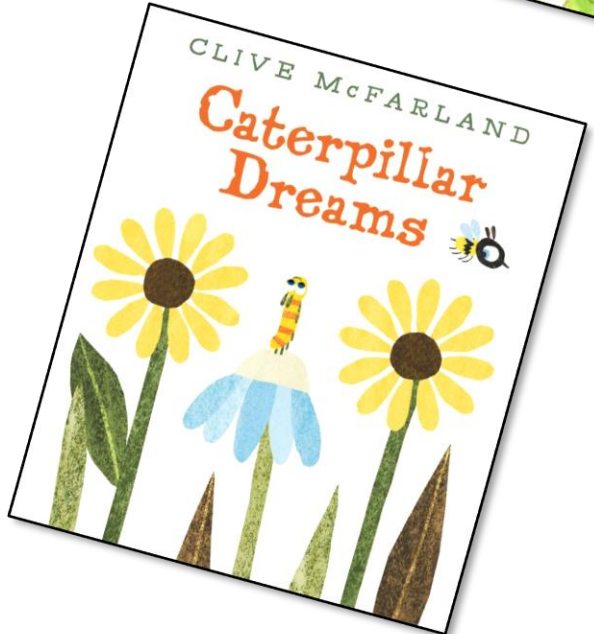
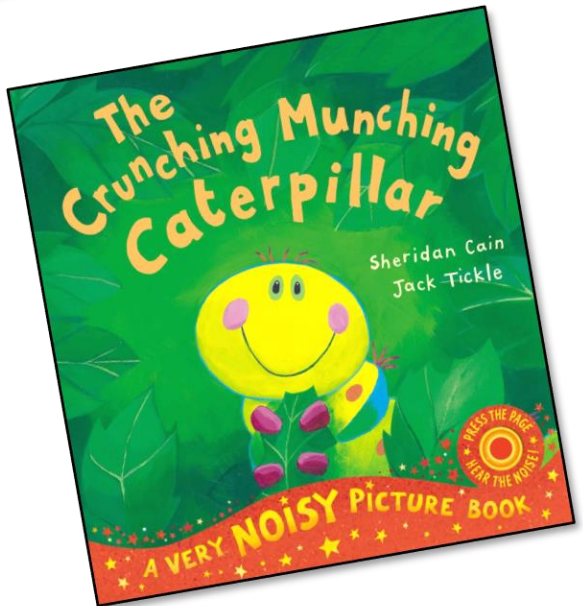




These activities and ideas are based around the book “The Very Hungry Caterpillar” by Eric Carle.

All activities could be done without the books!



Other stories to support our caterpillar activities.





Picnic Time

Have a look and see if you have any of the food the hungry caterpillar has to eat and make a picnic! Think about what you will need and how many people are going to come. (Psst... it could be a picnic in the living room!)



Talking Together Planning




So for a proper picnic grown ups help us to get together what we will need. How many plates or napkins. What food shall we take?

Do you need to make a plan or a shopping list.


Is there anything the Hungry Caterpillar ate that you haven't tried before?

For example. Have you tried a pickle?




Talking Together - Halving and Sharing

Enjoy getting your things out for your picnic how are you going to share your food? To halve things we need to share into 2 equal groups. Have a look here. Have these 2 children each got the same? Look closer.



If there are more people at the picnic, let's say 3, how many sandwiches could they have each? How will you share things for your picnic?



Fantasy Picnic!

Imagine you could have a picnic with anything you wanted!

What would you have and how much would you have?


Think about the caterpillar.

Talking Together

Talk about how much of each thing you would have.

Could you draw your picnic on a paper plate or a circle of paper? Could you find the food in magazines or make your own 3-D models?

Label your picnic and tell us how much of each food you would have. You can be as silly as you like!



Talking Together-Learning through Play

A helping hand to where our activities link in our schemes and the EYFS.

Reception - Notes and guidance

Summer Progression

Multiplication and Division

Numerical patterns



Doubling



Halving and sharing



Odds and evens

Development matters 40-60

Uses the language of 'more' and 'fewer' to compare two sets of objects.

Says the number that is one more than a given number.

Finds one more or one less from a group of up to five objects, then ten objects.

In practical activities and discussion, beginning to use the vocabulary involved in adding and subtracting.

Records, using marks that they can interpret and explain.

Begins to identify own mathematical problems based on own interests and fascinations.

Early Learning Goal

Children count reliably with numbers from one to 20, place them in order and say which number is one more or one less than a given number.

Using quantities and objects, they add and subtract two single-digit numbers and count on or back to find the answer.

They solve problems, including doubling, halving and sharing