

# Spelling/ Phonics/ Reading Activity Carousel

Monday 15<sup>th</sup> – Thursday 19<sup>th</sup>  
do one of these activities each  
day.

Use your jotter to record your  
answers!

Recommended time: 30 mins

# 1. Spelling Activity

Here are the spellings for this week...

(Children will know which spellings they normally do)

1. -lp,-lt spellings : help, yelp, pulp, halt, malt, salt, belt, Celt, felt, melt
2. y spellings: by, cry,dry, fly, fry, my, sky, sly, sty, try
3. *You have now completed level 3 spellings and I'll begin you on level 4- thr spellings- thrash, three, throat, throne, throttle, thrush*
4. (you have now completed level 4 spellings so we will now go on to some 'common exception words') imagine, increase, important, interest, island

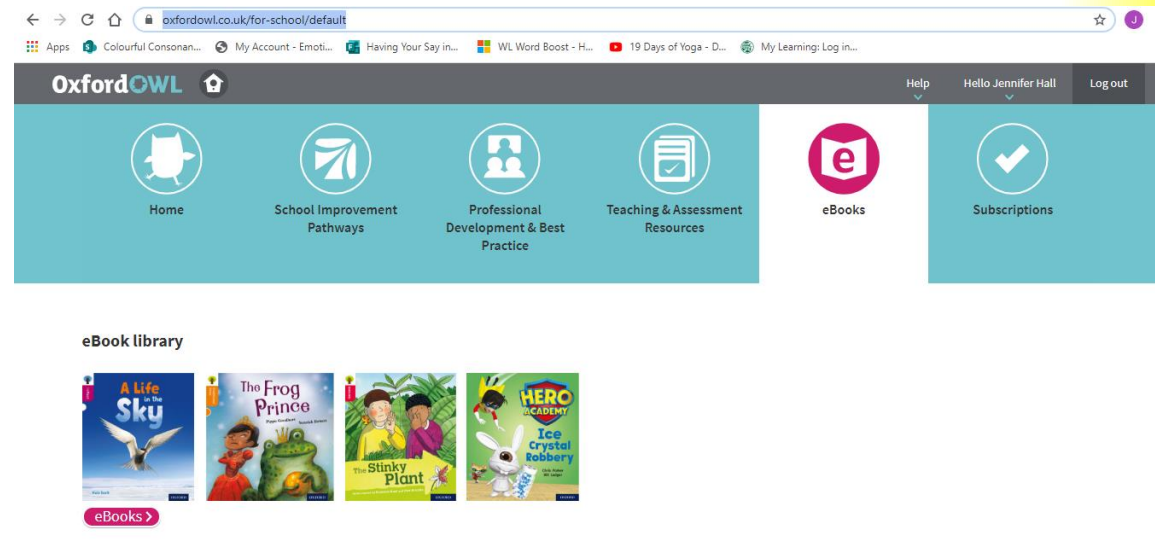
Click on the link below to find different ways of practising your spellings!

<https://www.thoughtco.com/ways-to-practice-spelling-words-2086716>

# Reading activity

1. Go on to Oxford Reading Owl- they have free online e-books!  
<https://www.oxfordowl.co.uk/for-school/default>
2. Go to 'My class log in' Username: P3Uphall Password: hello
3. Figure out your reading level- look on the back of your reading book to see what colour it is and therefore reading level (if you are in Enid Blyton group try level 15)
4. Click on e-books, select your level.
5. Read the book and answer the comprehension questions on the front page.

2	Red
3	Yellow
4	Light blue
5	Green
6	Orange
7	Turquoise
8	Purple
9	Gold
10	White
11	Lime
12	Lime +
8	Brown
9	
10	
11	Grey
12	
13	
14	
15	



The screenshot shows the Oxford Owl website interface. The browser address bar displays [oxfordowl.co.uk/for-school/default](https://www.oxfordowl.co.uk/for-school/default). The page features a navigation bar with the Oxford Owl logo and a home icon. Below the navigation bar, there are several menu items: Home, School Improvement Pathways, Professional Development & Best Practice, Teaching & Assessment Resources, eBooks, and Subscriptions. The eBooks section is highlighted. Below the navigation bar, there is an eBook library section with a grid of book covers: 'A Life in the Sky', 'The Frog Prince', 'The Stinky Plant', and 'HERO SCABENT: Ice Crystal Robbery'. An 'eBooks >' button is located below the grid.

# 3. Phonics activity

The sound we are looking at this week is 'ure'.

Teacher ideas- use the RWI cards for decoding practice, to reinforce the speech sound pic recognition and also blending skills

Can you decode these words?



Play this phonics game to investigate the ure sound

<https://www.phonicsplay.co.uk/resources/phase/5/alt-spellings-ure>

Username:march20

password: home

**The curious case of the /ure/ phoneme**



Interactive phoneme spotter, word sort and best bet activities.

Start

# 4. Read this

Ronald the Rhino is so big and strong.  
In the Javan Forest is where he belongs.

His dusky grey skin is very well worn.  
At the front of his head is a beautiful horn.



He eats fallen fruits from the damp forest floor,  
But Ronald is sad; he longs for much more.

"Why am I special?" he says with a tear.  
"I live by myself, I have no friends here."

"All of the animals have a grand trait,  
Something unique that makes them just great."


"I've got it!" he cries, with a smile on his face,  
And he wiggles and jiggles all over the place.

"I'll be a leopard with beautiful spots,  
All yellowish fur and dark brownish dots."

Ronald sets off to hatch out his plan,  
And through the dense forest his eyes start to scan.

He soon finds some mud, all sticky and wet.  
"Great!" Ronald says, "I'll have my spots yet!"

He starts right away, painting on patches,  
Using his horn to scoop mud up in batches.



As soon as he's finished, he admires work,  
But high in the trees, Leopard does lurk.



"What are you doing?" Leopard asks  
with a grin.

"You've mud in great patches all over  
your skin!"

# 4. Read this

"I want to be like you, with spots on my face,  
To sleep in a tree; to run, leap and race!"

"You can't be a leopard, you're too big and grey.  
You're a Javan rhino in every way!"



Ronald looks sad, unsure what to do.  
He lets out a sigh, he's feeling so blue.

"Why am I special?" he says with a tear.  
"I live by myself, I have no friends here."

"All of the animals have a grand trait.  
Leopard has spots that make him just great."

"I've got it!" he cries, with a smile on his face,  
And he wiggles and jiggles all over the place.


"I'll be a python, my body so strong,  
With smooth patterned skin and a tongue nice and long!"

He starts right away and gets down on  
the ground.

He slides through the mud with a  
terrible sound.



But as Ronald moves, he lets out a wail;  
His body is sore and bent round like a snail.



Out in the bushes, now Python can see  
What the young rhino is trying to be.

"Why are you moving around like a  
snake?

Your back is all bent; I saw your  
legs shake!"

# 4. Read this



"I want to be like you, on the rough  
jungle ground,  
Slowly and smoothly sliding around."

"You can't be a python, your skin is  
too rough,  
Your horn is too hard and your feet  
are too tough."

Ronald sits down, his head hanging low.  
What could he be? He just doesn't know.

"Why am I special?" he says with a tear.  
"I live by myself, I have no friends here.

All of the animals have a grand trait.  
Python slides smoothly, which makes him  
just great."

Leopard and Python see Ronald so glum,  
So they cook up a plan to cheer up their chum.

"We've got it!" they say, looking down at his face.  
Ronald wiggles and jiggles all over the place.



His skin is tough and looks like great armour,  
His eyes sparkle brightly – he's a real charmer!



His legs are so strong and his horn is the best.  
The animals love him, as you may have guessed.



# 4. Read this



"I want to be like him!" Ronald cries out,  
His eyes shining bright as his feet dance about.  
So into the forest they set off to find  
This mystery animal that might change his mind.

They come to a clearing, with few trees  
around,  
With a beautiful stream; no one to be  
found.

Leopard says with a smile, "He lives just  
down there."  
Across the wet ground, he approaches  
with care.



Ronald moves closer to look at the beast,  
His heart all aflutter, his brow lined and creased.  
He looks hard for a moment, his eyes flashing fast.  
The water is silty with mud flowing past.

He stops as he sees it and then gasps out loud.  
Leopard and Python could cry, they're so proud.

He grins at the animal that he can see,  
"By golly,

It's amazing,

It's wonderfully...



Me!"



# Answer these questions...

Ronald the Rhino

## Questions

1. What kind of animal is Ronald? Tick one.

- a snake
- a leopard
- a rhino

2. How does Ronald feel at the start of the story? Tick one.

- angry
- sad
- bored

3. What does Ronald use to paint spots on his body? Tick one.

- berries
- water
- mud

4. Who is the mystery animal that Ronald finds in the water? Tick one.

- an elephant
- a bird
- himself

5. Number the events below to show the order in which they happen in the story. The first one has been done for you.

Ronald crawls on the floor like a python.	
Ronald's friends take him to a stream.	
Ronald sees himself in the water.	
Ronald paints spots on his body to look like a leopard.	1