

Literacy

Tuesday 19th May

L.I. to spell words using our phonics sounds

S.C. I can spell **OW** words.

We already know the **oa** sound.
Today we are learning that you
can say **oa** in another way.

ow

Watch the links below

<https://www.youtube.com/watch?v=JnhvjZLN4r0>

<https://www.youtube.com/watch?v=Wot5CmStKIY>

<https://www.youtube.com/watch?v=WPTnBSfCkJA>

<https://www.youtube.com/watch?v=9OGMhQDNozE>

Spelling Tip **ow/oa** sound

Most of the time if the ow sound is at the end it is an ow that is used. Eg snow

Most of the time if the ow sound is in the middle it is the oa spelling eg boat




Warm Up Game!

Say what the **ow** word is
in each picture and try to
spell it in your jotter?

Let's have a go!











Reading ow words

Read each word out loud

Draw a picture for each word and colour it in.

1. show

2. blow

3. pillow

4. window

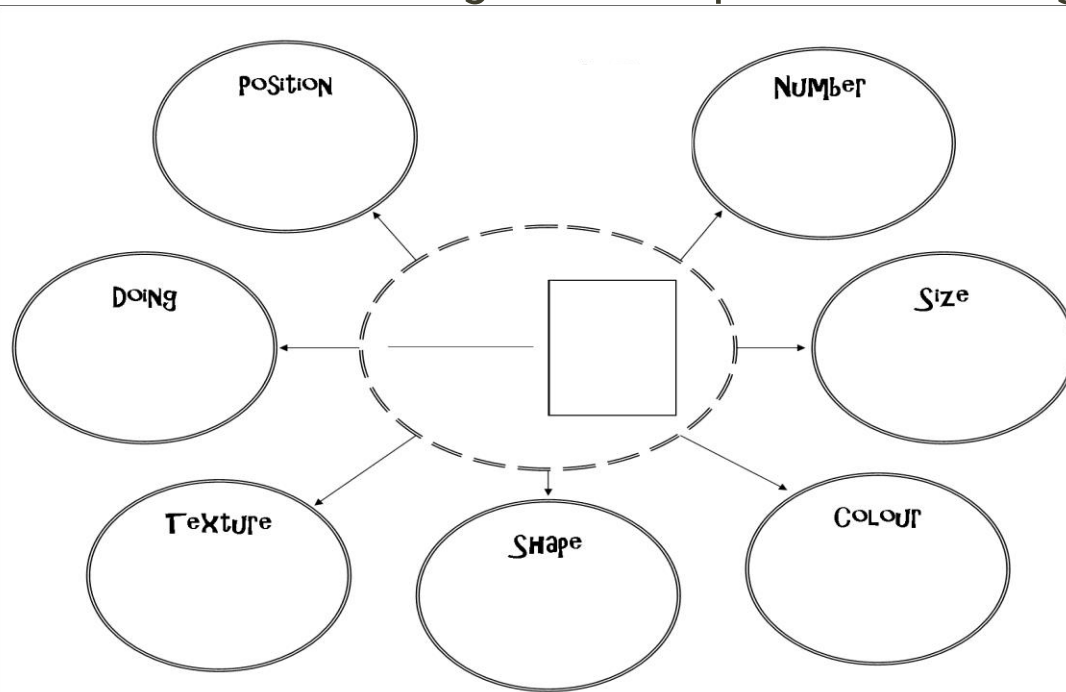
Part 2

- L.I. to write a sentence with an ow word
- S.C. I can use the descriptive bubble to make sentences more interesting.

Up Level

The crow sat on the tree branch as the snow fell to the ground.

This sentence is boring. Let's up level it using the





The crow sat on the tree branch as the snow fell to the ground.

First what are the nouns? (The name of things)

The **crow** sat on the **tree branch** as the **snow** fell
to the **ground**.

These are the things I can describe.

The **black** crow sat on the **old** oak tree branch as
the **white soft** snow fell to the **bumpy** ground.

Now its more interesting!

Up level again!!!

I can up level it again by saying how the verb happened.

Can you find the verbs?

The black crow **sat** on the old oak tree branch as the white soft snow **fell** to the bumpy ground.

So I can improve it by adding an adverb. I can say how the crow sat or how the snow fell.

The black crow sat **quietly** on the old oak tree branch as the white soft snow fell **gently** to the bumpy ground.

Your Turn!

Write a sentence for each ow word.

Make sure you use your basic writing targets.

Capital letters

finger spaces



full stops



Try to up level your sentences using the descriptive bubble.

1. show

2. blow

3. pillow

4. window

Assessment Time

How did you get on? Choose one way.

Tell me how you feel it went by leaving a comment on the blog.



Draw one of the self assessment methods below next to your work.


Traffic light

- Red** – not there yet
- Orange** – getting there
- Green** – got it!

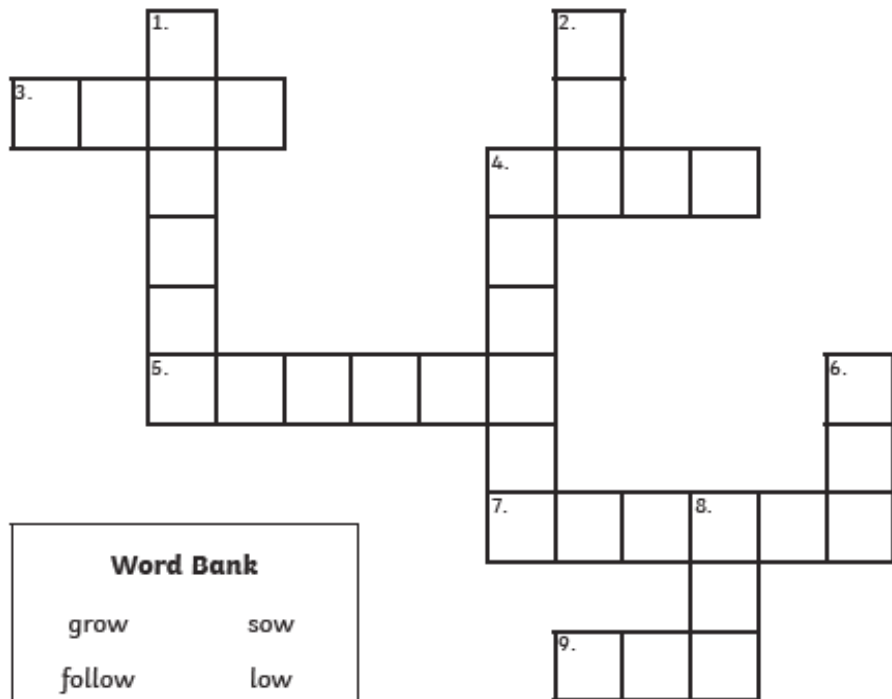


Fist of 5

- 1 – I struggled
- 2 – I found some difficult
- 3 – I think I'm getting it
- 4 – I'm doing well
- 5 – I have got it!



OW



Word Bank

grow	sow
follow	low
window	mow
slowly	own
yellow	snow

Across

3. When I ____ up, I would like to be a teacher. (4)
4. It is such a cold day, I think it might _____. (4)
5. I opened the _____ because it was very warm. (6)
7. If you mix red and _____, you will make orange. (6)
9. I ___ the grass to earn my pocket money. (3)

Down

1. _____ the path to the end of the road. (6)
2. I went into town on my ___ because my mum was at work. (3)
4. A snail moves very _____. (6)
6. I have to ___ the seeds in the garden. (3)
8. The opposite of high is _____. (3)



Play the phonics games on this site.
You can use any phase you like to
revise.

<https://new.phonicsplay.co.uk/>



G R E A T

J O B