

**Literacy lesson- Friday 24th
April**





VCOP Starter-

One way to open a sentence is with a

description.

Use these pictures to create some descriptive openings. You could use simile or metaphor.



L.I. To edit and improve my first draft.

Steps to Success

I can carefully read my work back through to check if it makes sense.

I can make corrections where they are needed.

I can include all the key features of the WAGOLL.



**This is when we'd normally do our purple pen work!
So get another colour pen or pencil and get ready
to do some editing..!**



Check 1- Does your writing make sense? Have you missed any words out?

Read it through slowly and out loud!



Check 2- CAPITAL LETTERS!

Do you have a CL at the start of every sentence?

Do you have a CL for specific names (proper nouns)? Remember when we played the proper nouns game? *It's not just a city... it's Edinburgh, it's not just a brother it's Tim etc..*

Check 3- Punctuation- have you used the correct punctuation at the end of your sentences?

. for normal sentences

! for funny or exciting sentences

? for questions

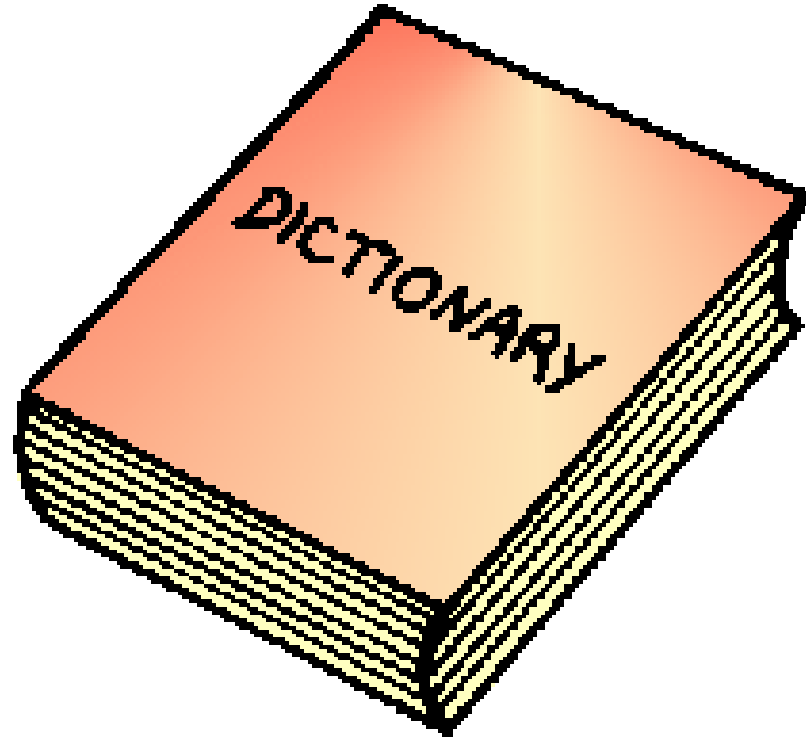
“” for speech

Check 4- Have you organised your writing into paragraphs?

Is all the writing in each paragraph about the same thing (e.g. the first week of lockdown)

If you haven't remembered to write in paragraphs remember you can use this sign // to show where the end of a paragraph should have gone.

Check 5-Do you spellings look sensible? If not, sound them out again or look in a dictionary.



Check 6- have you included some of these? If not, do so!

Sentence Openers

Time	Order	Where	To add information	Comparisons
One day	At first	In the middle of the...	Again	However
One morning	First	Under the bridge....	Also	Yet
One evening	Second	Over the bridge....	Another	Despite
After that	Third	In the distance....	Along with....	Still
After a while	Then	Far away.....	For example....	Unlike
Before long	Last	In a far off land.....	As well as	Even though
Afterwards	Finally	Inside of....		Although
As soon as	Next	At the end of.....		Rather than
At last	Then	On top of the.....		
A moment later		Next to the.....		
In the meantime		Nearby....		
Later on		Opposite the.....		
Meanwhile				
Soon				
During				
Now				
Next week				
All of a sudden				



Check 7- have you included some of these? If not, add some!

Conjunctions and Other Connectives

When?

afterwards
as
at that moment
finally
first
just then
last
later
meanwhile
soon
subsequently
then
until
when
while

Why?

as a result
because
consequently
for this reason
so
therefore

Opinion

fortunately
happily
luckily
sadly
unfortunately

But...

alternatively
although
anyway
aside from
besides
but
despite
however
in spite of
nevertheless
on the other hand
since
whereas
yet


And...

also
and
as well as
in addition
moreover
with

Now, let's reflect on our learning!

Do/can you...

- ... carefully read my work back through to check if it makes sense?
- ...make corrections where they are needed?
- ...include all the key features of the WAGOLL?



Not achieved the learning intention- I've answered 'no' to all of the above.
Go through the slides again.

Partly achieved the learning intention- I've answered 'yes' to some of the above
Goo job! We'll keep practising.

Achieved the learning intention- I've answered 'yes' to all of the above.
Well done!