







Art and Design Activities:

P5 - 7



ARTISTS	DRAWING	COLOUR	PRINTING
<p>ROY LICHENSTEIN Create a Lichtenstein inspired piece of art.</p> 	<p>Observational Drawing Choose up to 3 objects around your home. Draw them together using pencil. Add light and shade to show depth.</p>	<p>Colour Mixing Create as many tones of secondary colours as you can using paint, chalk or crayon</p>	<p>Transfer Print Use chalk and wax to create a transfer print and rubbings.</p>
<p>WASSILY KANDINSKY Create a Kandinsky inspired piece of art.</p> 	<p>Imaginative Portrait Without using a mirror, create an imaginative portrait of yourself using pencil.</p>	<p>Colour Mixing Create as many cool and warm colours as you can using paint, chalk or crayon</p>	<p>Found Objects Use any household object to create a repeating print.</p>
<p>ANDY WARHOL Create a Warhol inspired piece of art.</p> 	<p>Visual Elements Using pencil explore different ways to creating line, tone, pattern, texture, colour and shape.</p>	<p>Colour Mixing Combine different media in different colours to create shapes, tones and effects.</p>	<p>Mono Print Create a single use, unique print using any materials.</p>
<p>GEORGIA O'KEEFE Create a O'Keefe inspired piece of art</p> 	<p>Technique Practise the basic shading techniques such as: stippling, hatching, crosshatching, blending, rendering and circularism.</p>	<p>Sgraffito Research the technique of Sgraffito. Create layers of paint and when dry, scratch away to reveal colours underneath.</p>	<p>Abstract Print Create an abstract object and repeatedly print using different media</p> 