

Wednesday 22<sup>nd</sup> April 2020

Key Numeracy Activity

This week we are focusing on MASTERING our times tables. Today we are going to focus on the 6 times table.


**Introduction: Watch Megamaths – 6 times table**

<https://youtu.be/m3ZbCR1JmEA>

## 6 TIMES TABLE

---

$6 \times 0$	$=$	0
$6 \times 1$	$=$	6
$6 \times 2$	$=$	12
$6 \times 3$	$=$	18
$6 \times 4$	$=$	24
$6 \times 5$	$=$	30
$6 \times 6$	$=$	36
$6 \times 7$	$=$	42
$6 \times 8$	$=$	48
$6 \times 9$	$=$	54
$6 \times 10$	$=$	60
$6 \times 11$	$=$	66
$6 \times 12$	$=$	72

2ND GRADE  
MATH-SALAMANDERS.COM

1000 x 1294

## Get active!

Take your numeracy outdoors today and create a game which will help you to learn your 6 times table. Here are some suggestions.

Involve all the kids!  
There are so many ways to use this game...

- \*number recognition,
- \*addition,
- \*subtraction,
- \*skip counting,
- \*multiplication by 2s, 3s, 4s, 5s,
- \*division,
- \*Pre-Algebra (Order of Operations)



**Make Math Active! Chalk Math Circle**



[homeschoolen.com](http://homeschoolen.com)

This is similar to one of the independent tasks you had yesterday! Look back to remind you of what this looked like.

Make a hopscotch but for the stations of your 6 times table. As you hop say the multiplication sum as you land on the answer.



GryphonHouse



Ask an adult to help you to create a multiplication treasure hunt for the 6 times table

### Choice task

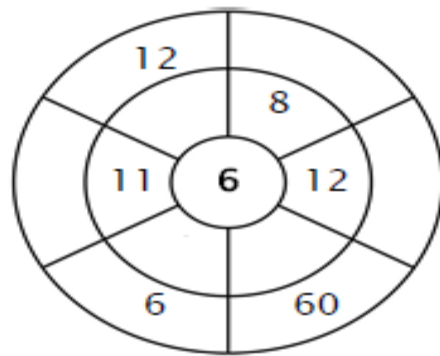
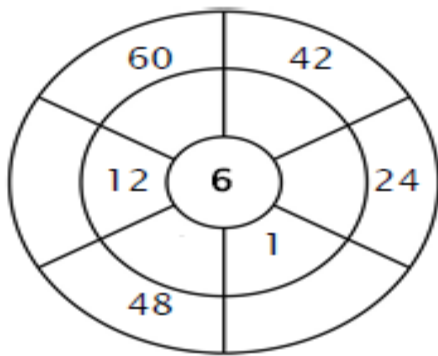
Topmarks – Hit the button – 6 times table

### Independent task

Colour all of the boxes which contain answers of the 6 times table.

24	22	18	60	30
60	36	48	48	72
1	5	37	6	49
54	65	55	23	6
44	9	24	12	66

Complete the circles by multiplying the number in the centre to get the outer number.



### Copy and complete

- a)  $6 \times 6 = \underline{\quad}$       b)  $3 \times 6 = \underline{\quad}$       c)  $11 \times 6 = \underline{\quad}$   
d)  $8 \times 6 = \underline{\quad}$       e)  $9 \times 6 = \underline{\quad}$       f)  $1 \times 6 = \underline{\quad}$