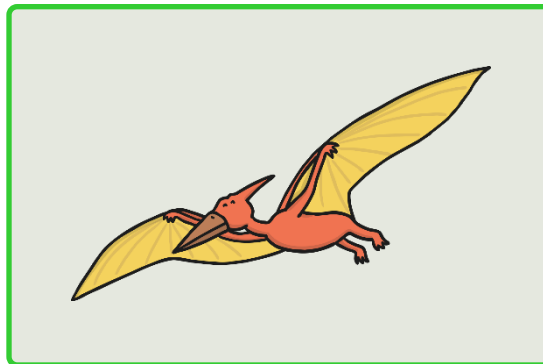




VCOP starter: Openers

One way to open a sentence is with a **description**.

Use these pictures to create some descriptive openings. You could use simile or metaphor.



Literacy

Thursday 2nd April

- **Learning Intention (LI):**

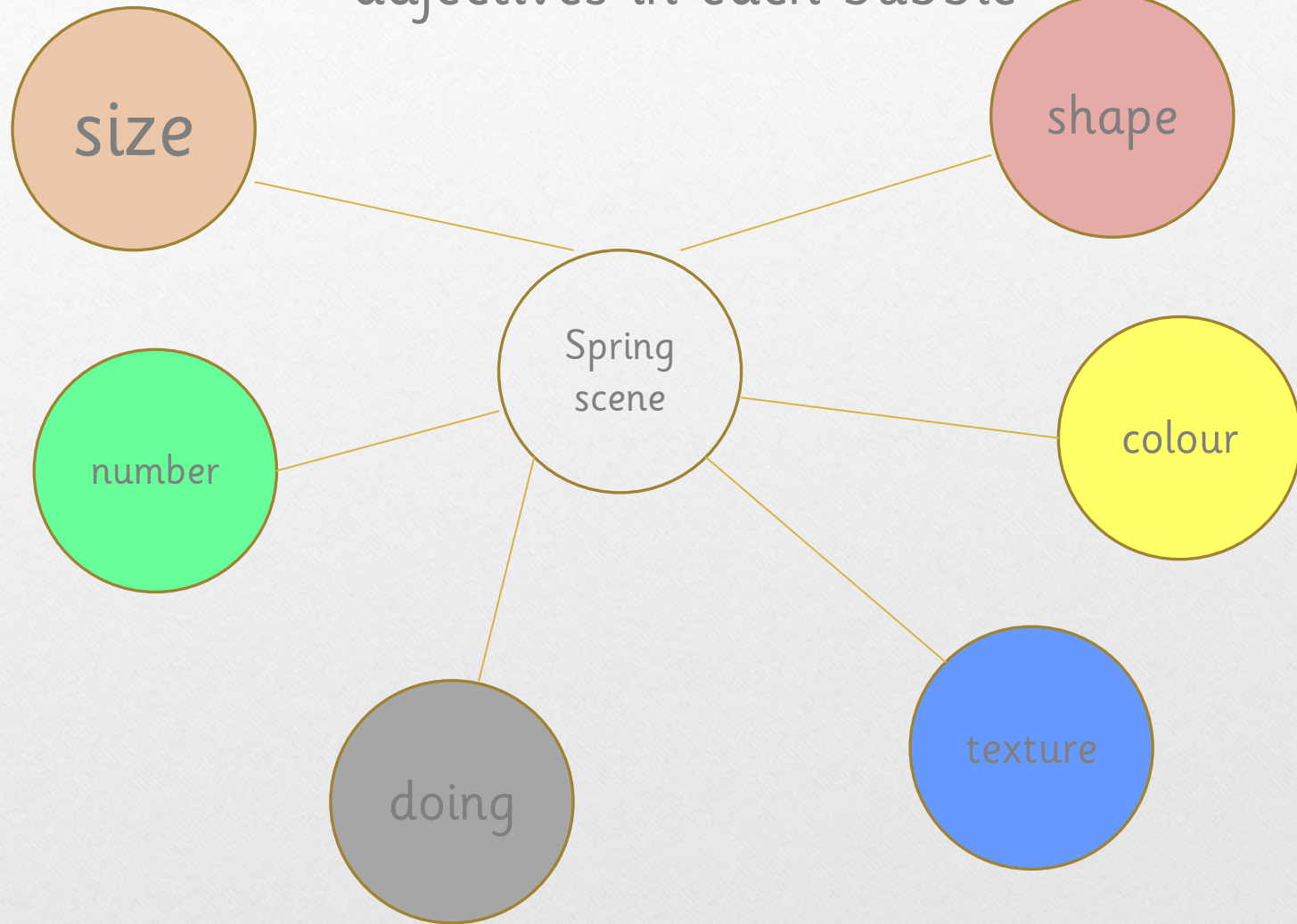
To describe a spring setting.

- **Success Criteria (SC):**

- I know that adjectives are describing words.
- I can describe my setting using amazing adjectives.
- I can use *The Descriptive Bubble* to describe what I can see, hear and feel.

Today we will be describing a Spring scene.
We will use to descriptive bubble to do this.
We will be thinking about what we can see,
hear, smell and touch (if we were there).
Use the picture and audio to help you do this.

Draw the descriptive bubbles in your jotter.
Leave enough space so you can write
adjectives in each bubble






Activity: Describe the scene using the descriptive bubble. Click on the link for audio.

What can you see, hear and feel?

<https://www.youtube.com/watch?v=WyVf0tMsIk0>

Let's reflect on our learning!
Do you now/can you...

...know that adjectives are describing words?
...describe my setting using amazing adjectives?
-..use *The Descriptive Bubble* to describe what I can see, hear and feel?



Not achieved the learning intention- I've answered 'no' to all of the above.
Go through the slides again.

Partly achieved the learning intention- I've answered 'yes' to some of the above
Goo job! We'll keep practising.

Achieved the learning intention- I've answered 'yes' to all of the above.
Well done!