


Literacy



Reading – Enjoyment, part 3 (of 3)

▶ You will need:

Your favourite book and the book review from your Home Learning booklet (or paper/a jotter).

An illustration of an open book with a review form on the pages. The left page has fields for 'Author', 'Title', 'What was the story about?', and 'Who were the characters?'. The right page has fields for 'What did you like about the book?', 'Draw your favourite picture from the book:', and 'Your rating' followed by a line and '/10'. There are small logos at the bottom of each page.

▶ Follow the lesson plan or skip to slide 8.

Literacy



Reading – Enjoyment, part 3 (of 3)

▶ **Learning Intention (LI):**

to select and read texts which I enjoy and find interesting, and I can explain why I prefer certain texts and authors.

▶ **Success Criteria (SC):**

I can sort books into categories.




I can choose my favourite book or author and explain my choice.

I can write a book review about my favourite book.


Warm Up – Guess the book from the book review...




1. The main character is a rainbow coloured elephant who likes to make his friends laugh.
2. The main character is a brave snail who comes up with a clever plan.
3. The main character is a little girl with a big imagination.




Warm Up – Did you guess?




1. The main character is a rainbow coloured elephant who likes to make his friends laugh.



2. The main character is a brave snail who comes up with a clever plan.



3. The main character is a little girl with a big imagination.



Warm Up – Examples with more detail.




The main character is a rainbow coloured elephant who likes to make his friends laugh.

It is set in a jungle.

It is my favourite book because Elmer is different to all the other elephants and is proud to be different.

9/10



Warm Up – Examples with more detail.




The main character is a brave snail who comes up with a clever plan.

It is set at sea.

It is my favourite book because they whale and snail travel to lots of places which are interesting to see.

9/10




Warm Up – Examples with more detail.



The main character is a little girl with a big imagination. It is mainly set in the little girl's house but also shows her memories.

It is my favourite book because I love the illustrations (drawings) and they make me feel happy.

10/10



OVER TO YOU...



➤ Activity:

Find your absolute favourite book from yesterday.

Use the book review from your Home Learning booklet and complete it as best you can. You could also use paper or a jotter. Or you could give a review by telling someone at home.

A template for a book review form, designed to look like an open book. The left page contains fields for 'Author', 'Title', 'What was the story about?', and 'Who were the characters?'. The right page contains fields for 'What did you like about the book?', 'Draw your favourite picture from the book:', and 'Your rating ____ /10'. There are small logos at the bottom of the pages.

If possible, take a photo of your answer and post to the school Twitter page or leave a comment on the school blog.

Assessment and Plenary

► Think:

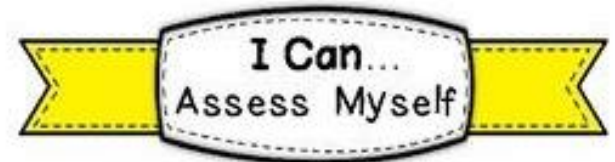

Did you manage to give your favourite book a review (by writing it down or telling someone)?

Did you give your favourite book a score out of 10?

► Next step:

Each time you read a book or hear a story, pay attention to the author and begin to form an opinion about which authors you prefer.

Can you tell I like Julia Donaldson?



I can do this! I'm ready to move on or explain to a friend.



I'm almost there! I may need more practice or help.



I don't understand. I need more work or help on this.