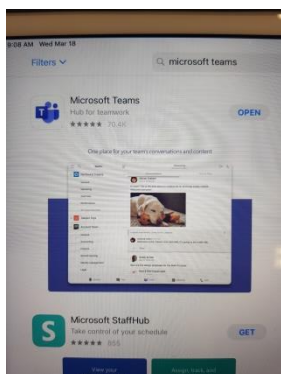


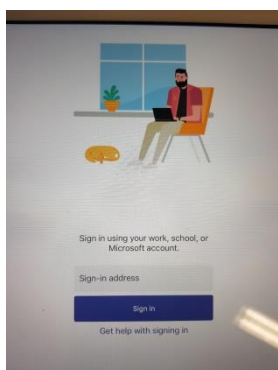
# Accessing Microsoft Teams from Home

## On an iPad, tablet or phone


1. Download the Microsoft Teams app



2. Sign in with:  
your Glow username followed by **@glow.sch.uk**



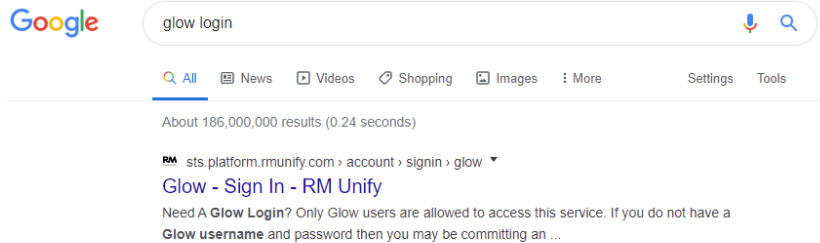
3. Click 'sign-in'
4. Once this takes you to Glow, type in your password.



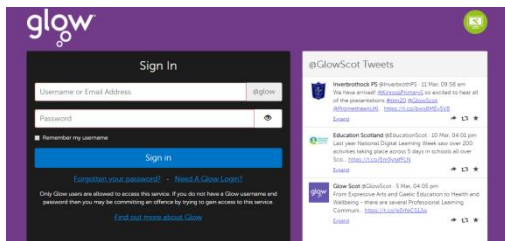
5. You should now have access to Microsoft Teams where you can access and upload files, chat with the teacher and other pupils, watch videos, link up live and more!

## On a laptop

### 1. Google 'Glow login' and click on link

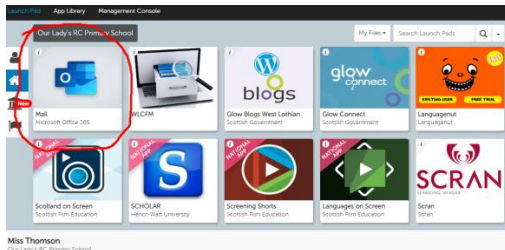


### 2. Login using Glow username and password

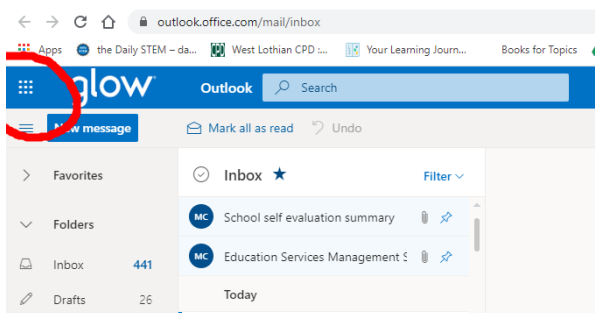


### 3. Click 'sign-in'

### 4. Access Mail tile



### 5. Click on the waffle at the top left (looks like 9 small dots in row formation) and select Teams



### 6. You should now have access to Microsoft Teams where you can access and upload files, chat with the teacher and other pupils, watch videos, link up live and more!