





#5star learning teaching and assessment







	<p>Connect: Set the scene for the children, share your high expectations and include your Learning Intention on the stairway. Check for prior knowledge to build on this during your lesson.</p>
	<p>Activate: Be explicit with the children about their learning. Share with them how they are going to achieve in this lesson. Write the success criteria with the children so they know what you are looking for.</p>
	<p>Demonstrate: This is for the children to demonstrate not the teacher, let them lead their learning! Take the time to listen and watch the children- are they challenged, if not why not?</p>
	<p>Consolidate: This part is key to your planning for support and challenge, your feedback is important for pupils to feel a sense of achievement and to know where they are heading next.</p>


FUN
NURTURE
HONESTY
RESPECT
FRIENDSHIP
LOVE

Leading in Learning through Love and Faith




Across the curriculum the children in your class should be exposed to a variety of mediums to allow them to achieve and for you to be able to identify how well the children can transfer skills across the curriculum.

	<p>Outdoor Learning: Children should have the opportunity to learn outdoors, outdoor learning should not be contrived but to be used to adapt your lessons to the variety of learning styles in your class.</p>
	<p>Digital Technologies: Children should have the opportunity use technology, where appropriate, to allow them to lead in their learning. This can be used to support children who find it difficult to access the curriculum too.</p>
	<p>Higher order thinking: children should be supported and challenged through tasks which link to Bloom's taxonomy and encourage the development of higher order thinking. Questions should be used to deepen children's understanding across all curricular areas</p>
	<p>Collaborative learning: Children enjoy working with each other to share their knowledge and develop skills. Children should be given this opportunity. Pay close attention to groupings, try to pair children on a like-minded level in order for them to challenge each other.</p>



#5starlearningteachingandassessment

Assessment at key points in a child's journey is key to identifying strengths and development needs. How do we assess in St. Columba's? Remember assessment is only worthwhile if you use it to plan for a child's next step in their learning.

Teacher Judgement- This underpins all assessments and determining a child's attainment and achievement

Wellbeing check-ins- readiness to learn

Wellbeing Web

Higher order questioning

Termly writing assessment

Termly spelling assessment

Weekly target setting in numeracy/maths, literacy and HWB

Pupil led learning conversations

Assessing our children in St. Columba's

FUN
NURTURE
HONESTY

Leading in Learning through Love and Faith



Prior assessment to determine start point

Tickled pink/green for growth

Self-assessment- success stairways

Bi-termly numeracy/maths assessment

Holistic assessment in maths

T4

PM Benchmarking-If required

Reflective reading skills grids

Sumdog

T4

Weekly blog sessions- each class reflecting on learning.