

*Happy Easter!*



Home Learning Activities for Easter

# Home Learning Activities for Easter

Happy Easter! Here are some suggestions you might find useful to keep you and your child busy during Easter. Hope you have fun!

## Contents

Online Storytime 'Hop Little Bunnies' by Martha Mumford

Bunny Action Songs

Feather Fun

Sensory Eggs

Thinking Hats On!

Match the Animal

Posting Fun

We're going on an Egg Hunt

More ideas from Pinterest

Share and Compare Ideas from Home

## Storytime

### Hop Little Bunnies (Sleeping Bunnies)

Sung by Justin Fletcher (Mr Tumble)

Uploaded by Bloomsbury Publishing

<https://www.youtube.com/watch?v=z6IH9ecclw>



## Can you hop like a bunny?

### Hop Little Bunnies

See the little bunnies sleeping, till it's nearly noon,

*(Child lies flat on the floor or cuddled up on an adult's knee. Rub the child's back in a circular motion)*

Come and let us gently wake them, with a merry tune.

*(Beginning tapping the child's back with the tips of your fingers as if playing a piano)*

Oh, so still, are they ill? *(Place your hand flat and still on the child's back)*

Wake up soon – Shhhhh!!! *(Gently and quietly whisper Shhhhh! by the child's ear.)*

Hop little bunnies...hop, hop, hop

*(Support the child to jump or sit up. If the child is sitting, tap the child's knees to the beat of the music.)*

Hop little bunnies...hop, hop, hop

Hop little bunnies...hop, hop, hop

Hop little bunnies, hop...

and STOP!

*(Hold both the child's hands/ knees; wait quietly for a few seconds promoting a sense of calm.)*

## More Easter Themed Bunny Songs

### Little Peter Rabbit

<https://musicbus.com/resources/song-words/song-words-l/little-peter-rabbit/>

Little Peter rabbit had a fly upon his nose *(Flap hands upon your head to make bunny ears.)*

Little Peter rabbit had a fly upon his nose *(Pinch together the thumb and forefinger of one hand circle it like a fly around the nose.)*

Little Peter rabbit had a fly upon his nose *(repeat flying action with hand)*

So he swished it and he swashed it and the fly flew away *(Gently swipe around the face as if chasing the fly)*

Powder puff and curly whiskers *(Gently wiggle the child as if they are a bunny shaking their tail)*

Powder puff and curly whiskers *(Use your first two fingers on each hand, pulling away from the face like whiskers)*

Powder puff and curly whiskers *(Repeat actions above)*

So he swished it and he swashed it and the fly flew away. *(Gently swipe around the face as if chasing th*

### Peter Works with One Hammer

<https://musicbus.com/resources/song-words/song-words-p/peter-works-with-one-hammer/>

Peter works with one hammer, one hammer, one hammer,

Peter works with one hammer, this fine day. *(Support the child to tap on one leg)*

Peter works with two hammers, two hammers, two hammers,

Peter works with two hammers, this fine day. *(Support the child to tap on the other leg)*

*(You might find verses 3, 4 and 5 to long for the child and choose to skip to 'Peter's getting tired now)*

Repeat for - three hammers *(Support the child to use their hand to gently tap on the floor to one side)*

-fours hammers *(Support the child to gently tap on the floor with the alternate hand to the other side)*

-five hammers *(Support the child to gently nod their head)*

Peter's very tired now, tired now, tired now, *(Rub eyes as if sleepy and tired)*


Peter's very tired now, this fine day.

Peter's going to sleep now, sleep now, sleep now, *(Place hands by the side of the face as if sleeping.)*

Peter's going to sleep now, this fine day.

Peter's waking up now, up now, up now, *(Sit up and tap legs at a slightly faster pace.)*

Peter's waking up now, this fine day.




# Feather Fun



- Blow a feather – Try blowing a feather into the air or across a table or the floor. Alternative blow and catch a feather with a straw.
- Drop a feather from a height and watch how it floats to the ground.
- Tickle Fun – ‘Round and Round the Garden’ – Hands
  - ‘This Little Piggy...’ - Feet
- Search for hidden objects within a small box of feathers.
- If there is enough for a layer of feathers in the bottom of a cardboard box, under bed storage box or washing basket; instead of a ball pool why not make a ‘feather’ pool’?
- Use a light blanket or sheet as a parachute. Place a few feathers in the centre, say quietly and slowly: ‘Feathers, Feathers Fly Away Together’ gently moving the parachute to the beat of the rhyme. Repeat the rhyme again, slightly louder and a bit faster. Keep this going until the feathers fly; then have fun chasing them around the room.

# Sensory Eggs



## What do you think of when you think of Easter?

**Create a range of sensory eggs using hard boiled eggs, plastic eggs or cut out cardboard egg shapes; a little glue (homemade, edible if you prefer) and Easter themed sensory materials.**

- Decorate your eggs using melted chocolate as finger paints.
- Sparkle and shine – cover eggs using small pieces of shiny, scented, chocolate wrappers.
- ‘Chick, Chick, Chick, Chick Chicken; lay a little egg for me...’ Cover Egg’s with art feathers.
- ‘Baa, Baa, Black Sheep...’ Create a flock of fluffy sheep using cotton wool.
- Bringing the outdoors, indoors - Pick some freshly cut scented grass to cover your sensory eggs.

# Thinking Hats On!



## **Use fun hats and facial expressions to encourage your child to play!**

-Create a range of Easter themed hats.

-Have fun using facial expressions and animal sounds to engage the child's interest; promote increased eye-contact; build communication skills and encourage thinking skills.

-Sing 'Old McDonald had a Farm' – If possible, sit the child in front of a mirror. Encourage the child to wear the correct animal hat (if they are happy too). Sing along, demonstrating the sound/expression the animal makes. If you know the correct sign for each animal, it's a good opportunity to help your child extend their signing vocabulary.

## Match the Animal!

-If you have farm animal toys at home, help the child to match the correct animal toys to the photograph.

-Keeping your language simple (along with signing or gestures); show the child one photograph at a time. Give them time to look at the photo for a few moments before beginning to chat about the animals e.g. Rabbit. Long ears. Twitchy nose. Eats grass.





# Posting Activities



**Make a rabbit 'Post Box' using a cardboard box, paper bag or old gift bag**

-Posting - Use real carrots, chocolate eggs or make your own paper carrots to feed the rabbit.

- Counting - Use a dice and help the child to count out and feed the rabbit the correct number of carrots.

- Aim and Throw - Make a larger game and encourage the child to try to kick or throw small balls or rolled up socks into the rabbits mouth.

# We're going on an Egg Hunt!


Have fun on an egg hunt, collecting eggs from around the house or garden and putting them into a basket or tub. Or... encourage your child to take the eggs from the basket and enjoy scattering or hiding the eggs instead.



Use coloured plates or coloured paper to sort the eggs into the correct colours.



Put empty eggs in a basin of water. Watch how they move, float, spin, bump into each other on the water. Have fun chasing the eggs in an attempt to fish them out using a spoon or ladle. Fill the eggs with water and watch the water trickle, tip and pour.



Hide favourite toys, letters or numbers in the eggs. Build excitement by encouraging the child to choose an egg and hand it over, before opening each one individually and slowly. Give the child time to explore the toy fully before moving onto the next egg.



Make Musical eggs by filling the eggs with Rice, Pasta and Lentils. Explore the different sounds the eggs make. Use the musical eggs to sing 'Peter works with one hammer'.

A few more Easter themed activities to try from Pinterest



# Share and Compare!

If you have any ideas of your own we would love to create a 'bank of ideas' for everyone to share.

Please send us feedback on:

## **Any 'tried and tested' activities from the pack?**

- What were your favourites? What worked? Is there anything that could be improved?
- Any suggestions on how others might adapt the activities further to suit their child's needs?

## **Any new Easter ideas you have tried and would like to share that have been successful:**

- What resources did you use?
- What do others need to do to take part?

*(Please feel free to send photographs. We would love to see photographs of your activities. Unfortunately at this time however, we cannot use any photographs that include children)*

## **Book Reviews:**

- Any Easter themed books you have come across that you would recommend.

## **-Places to Visit:**

- Any places you would recommend for Easter activities that others might like to visit in the future!

**Any Other Ideas!** *You can send all your ideas to Pre-School Home Teaching Service by Mobile Phone or Email; or send feedback direct to Beatlie School, Craigshill, Livingston. We can't wait to see all the fun you have been having and lots of exciting new ideas!*

*For more play suggestions:*

<https://musicbus.com>

[www.pinterest.co.uk](http://www.pinterest.co.uk)

[www.scottishbooktrust.com](http://www.scottishbooktrust.com)

[www.parentclub.scot](http://www.parentclub.scot)

<https://www.playscotland.org>

<https://www.lets-talk.scot.nhs.uk>

<https://www.autism.org.uk/about/family-life/toys-books-play.aspx>

<https://beatlieschool.westlothian.org.uk>

<https://beatlieschool.westlothian.org.uk/article/16406/School-Blog>

## Contact Us

Pre-School Home Teaching Service

Beatlie School Campus

The Mall

Craigshill

Livingston

EH54 5EJ

Tel: School - 01506 777589

Office – 01506 775437

Mobile – 07384877890/1/2