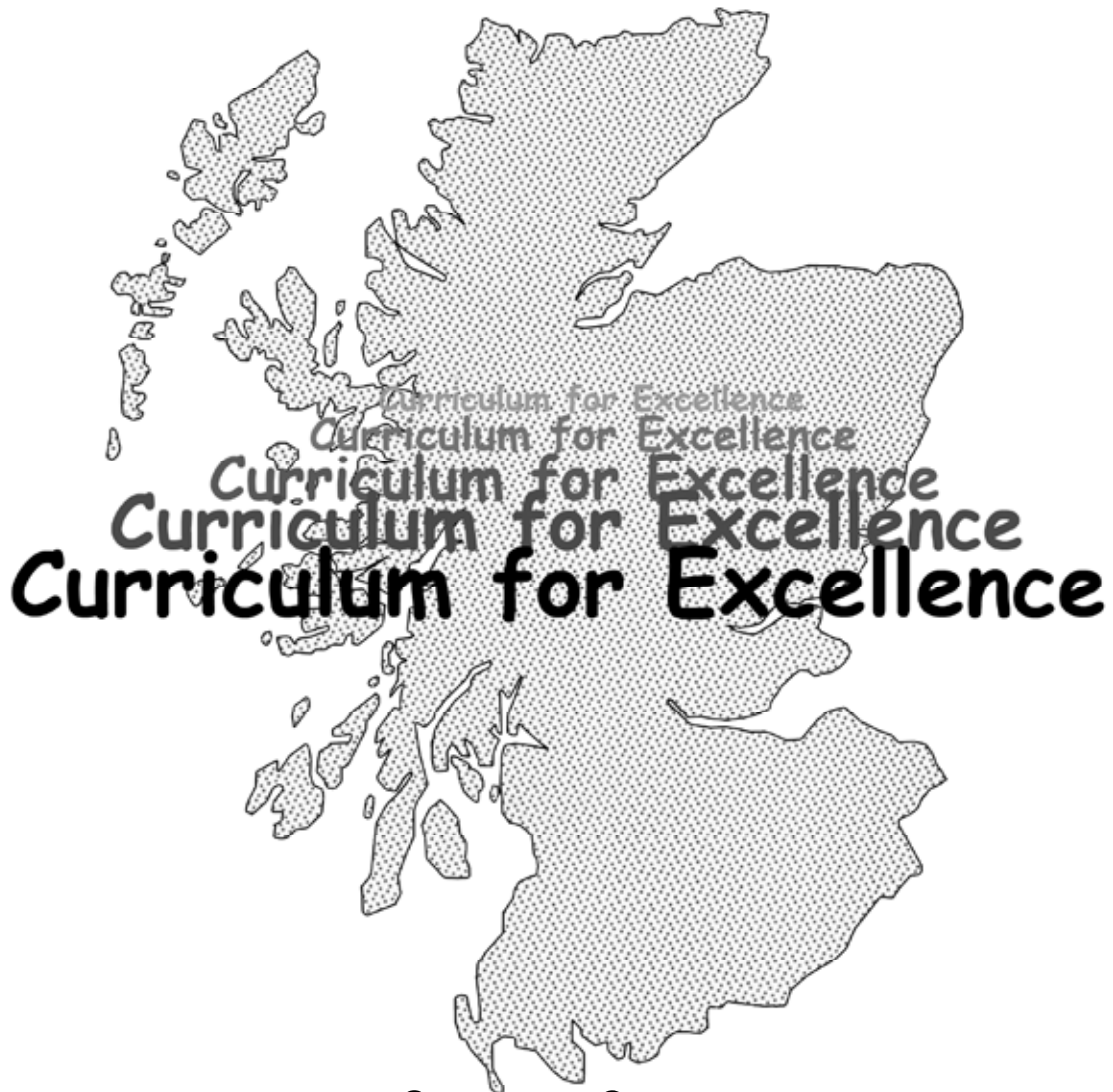




**TeeJay
Publishers**

Book 1a



Worksheets

Fill in the boxes :-

1. a 15 means 1 lot of ten and units.
- b 17 means lot of ten and units.
- c 11 means lot of ... and units.
- d 18 means lot of ... and units.
- e 10 means lot of ... and units.

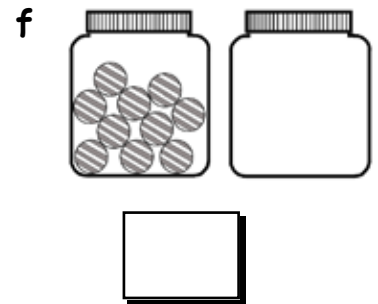
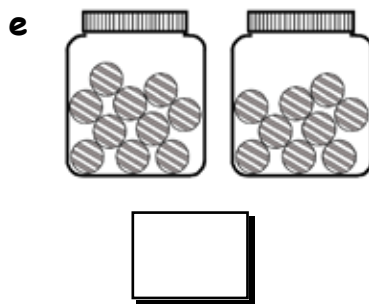
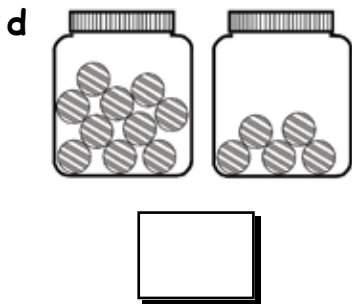
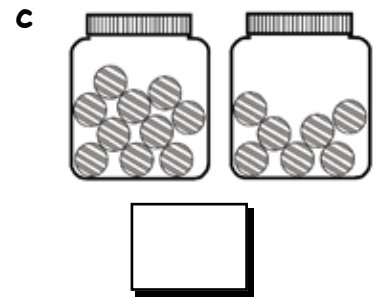
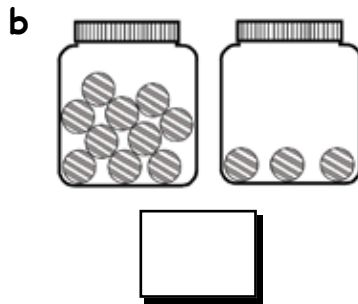
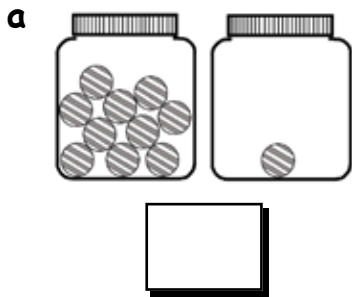
2. Write down all the missing numbers in the boxes :-

- a 1 2 4 5 6 8 9 10
- b 8 10 11 14 15 16 17
- c 7 8 9 10 12 14
- d 11 15 16 17 19
- e 10 9 7 5 4 3 1
- f 19 18 17 14 13 12 11
- g 10 8 6
- h 14 16
- i 18 16 14




Show this to your teacher, then go to page 10 Exercise 1

1. How many gobstoppers ?



2. How many Rolos ? A full packet holds 10.



Show this to your teacher, then go to page 11 Exercise 2

1. Draw gobstoppers in the jars to show :-

a 17



b 13



c 23



d 27



e 29



f 21



2. Write down all the missing numbers in the boxes :-

a 21 23 24 26 27 28 29

b 13 14 17 18 19 21

c 19 20 21 22 25 26

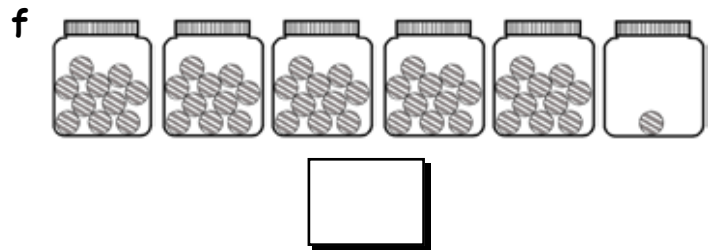
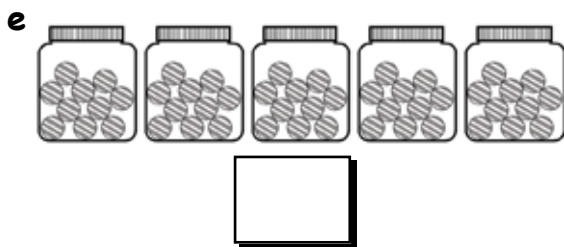
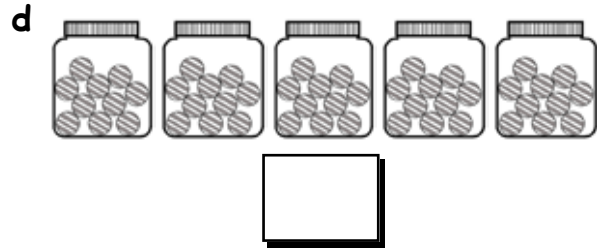
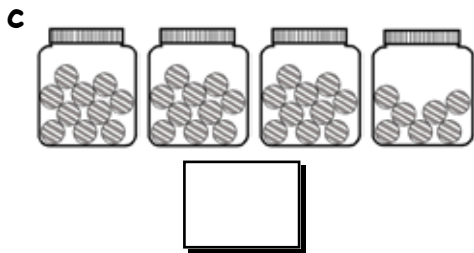
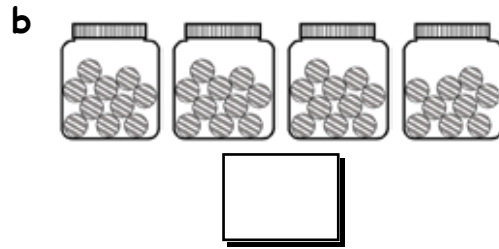
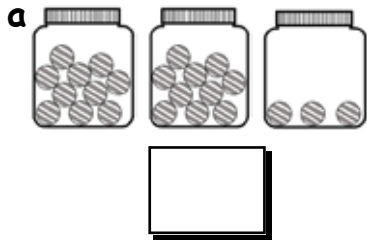
d 29 28 26 25 23 22 21

e 23 22 19 18





f 22 24 26

Show this to your teacher, then go to page 12 Question 2

1. How many gobstoppers ?



2. How many Rolos ? A full tube holds 10.



Show this to your teacher, then go to page 13 Exercise 3

1. Draw gobstoppers in the jars to show :-

a 21



b 33



c 37



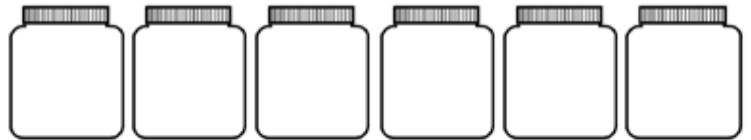
d 45



e 40



f 56



2. Write down all the missing numbers in the boxes :-

a 31 33 34 36 37 38 39 40

b 55 56 59 60 61 63

c 90 91 92 93 96 97

d 49 48 46 45 43 42 41

e 98 97 94 93

f 77 75 73 71 70 69 68

Show this to your teacher, then go to page 14 Question 2

1. Fill in the missing numbers :-

0	1	2	<input type="text"/>	4	<input type="text"/>	6	7	8	<input type="text"/>
10	11	<input type="text"/>	13	<input type="text"/>	15	16	<input type="text"/>	18	<input type="text"/>
20	<input type="text"/>	22	23	<input type="text"/>	25	<input type="text"/>	27	28	<input type="text"/>
30	31	<input type="text"/>	33	<input type="text"/>	35	<input type="text"/>	<input type="text"/>	38	39
<input type="text"/>	41	<input type="text"/>	43	<input type="text"/>	<input type="text"/>	46	<input type="text"/>	48	<input type="text"/>
50	<input type="text"/>	<input type="text"/>	53	<input type="text"/>	<input type="text"/>	<input type="text"/>	57	<input type="text"/>	59
<input type="text"/>	<input type="text"/>	62	63	<input type="text"/>	65	<input type="text"/>	<input type="text"/>	68	<input type="text"/>
70	<input type="text"/>	<input type="text"/>	<input type="text"/>	<input type="text"/>	<input type="text"/>	<input type="text"/>	77	<input type="text"/>	79
80	<input type="text"/>	<input type="text"/>	<input type="text"/>	<input type="text"/>	85	<input type="text"/>	<input type="text"/>	88	<input type="text"/>
<input type="text"/>	91	<input type="text"/>	93	<input type="text"/>	<input type="text"/>	<input type="text"/>	<input type="text"/>	<input type="text"/>	<input type="text"/>

2. Use the table to help find the next number in these patterns :-

a	1	3	5	7	9	<input type="text"/>	b	4	6	8	10	12	<input type="text"/>
c	40	42	44	46	48	<input type="text"/>	d	5	10	15	20	25	<input type="text"/>
e	70	68	66	64	62	<input type="text"/>	f	30	40	50	60	70	<input type="text"/>
g	0	20	40	60	80	<input type="text"/>	h	23	33	43	53	63	<input type="text"/>
i	45	40	35	30	25	<input type="text"/>	j	1	11	21	31	41	<input type="text"/>

Show this to your teacher, then go to page 15 Question 9

1. Think of the number 74. What is the number that is :-

a 1 **bigger** than 74

b 1 **smaller** than 74

?

2. Fill in the boxes. What number is :-

a 1 **bigger** than 29

b 1 **smaller** than 37

c 2 **bigger** than 18

d 2 **smaller** than 57

e 2 **bigger** than 89

f 2 **smaller** than 40

g 3 **bigger** than 43

h 3 **smaller** than 71

i 5 **bigger** than 45

j 5 **smaller** than 99

k 10 **bigger** than 50

l 10 **smaller** than 62

?

3. Lucy has 18p. Nick has 3p **less** than Lucy and Emma has 5p **more** than Lucy.

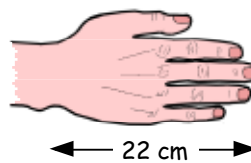
a How much does Nick have ?

b How much does Emma have ?

4. Tim's hand measure 22 cm.

Lou's hand is 3 cm **longer** than Tim's.

Jane's hand is 5 cm **shorter** than Lou's.



a How long is Tim's hand ?

b How long is Jane's hand ?

5. Andy weighs 51 kg.

Amy weighs 3 kg **less** than Andy.

Bill weighs 10 kg **more** than Amy.

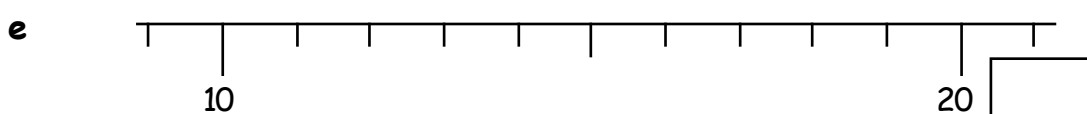
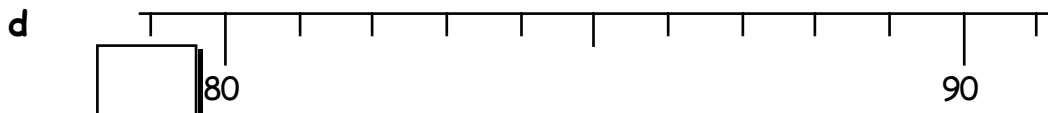
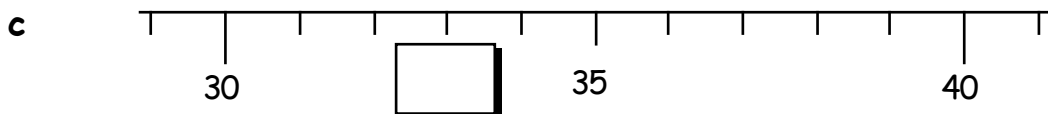
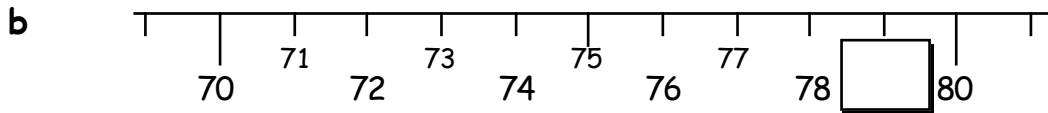
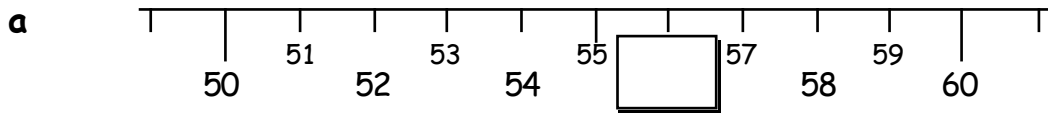


a How heavy is Amy ?

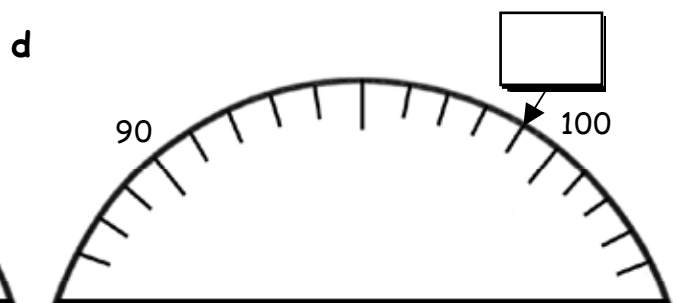
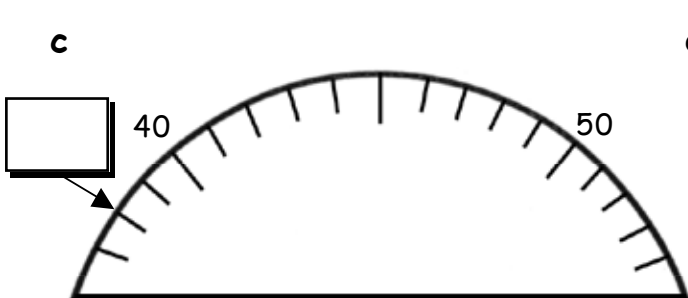
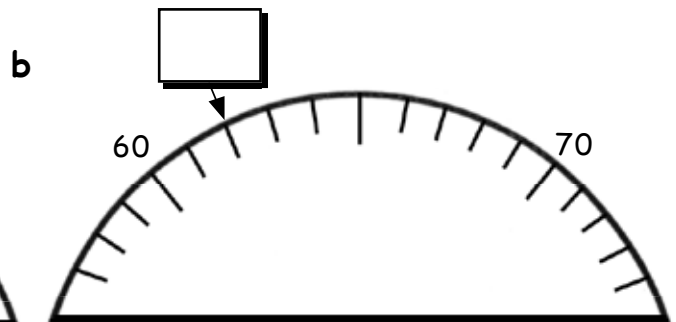
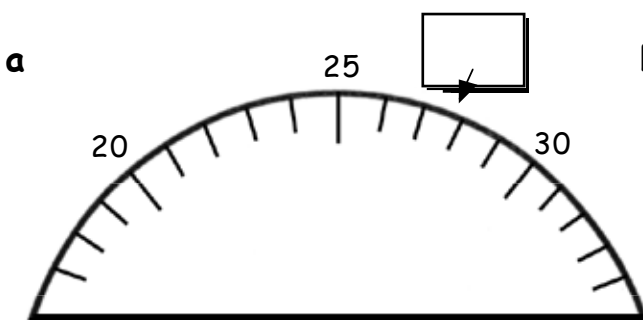
b How heavy is Bill ?

Show this to your teacher.

1. Fill in the missing numbers :-



2. Fill in the missing numbers :-



Show this to your teacher, then go to page 17 Exercise 5

1. Fill in the missing numbers :-

a	25	26	27	28	29	<input type="text"/>	31	32	33
b	22	<input type="text"/>	24	<input type="text"/>	26	27	28	29	<input type="text"/>
c	<input type="text"/>	59	<input type="text"/>	61	<input type="text"/>	63	<input type="text"/>	65	66
d	30	<input type="text"/>	28	27	<input type="text"/>	25	24	<input type="text"/>	22
e	<input type="text"/>	89	88	<input type="text"/>	<input type="text"/>	85	84	<input type="text"/>	82

2. Write the numbers that come 1 before and 1 after the given number :-

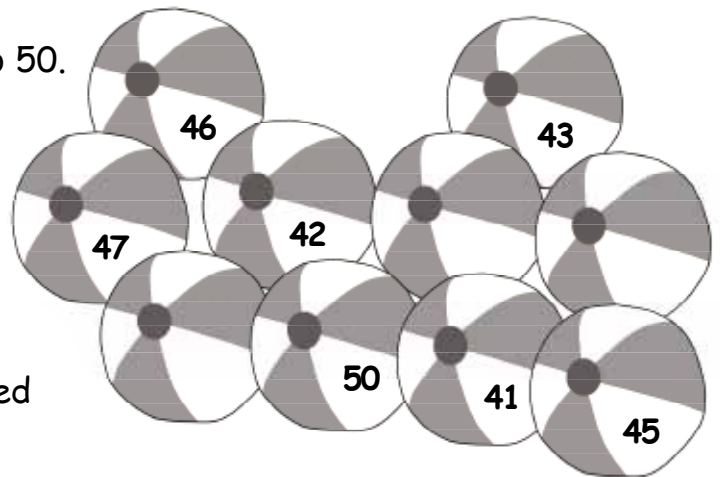
a	<input type="text"/>	25	<input type="text"/>	b	<input type="text"/>	37	<input type="text"/>	c	<input type="text"/>	81	<input type="text"/>
d	<input type="text"/>	59	<input type="text"/>	e	<input type="text"/>	70	<input type="text"/>	f	<input type="text"/>	32	<input type="text"/>
g	<input type="text"/>	21	<input type="text"/>	h	<input type="text"/>	66	<input type="text"/>	i	<input type="text"/>	99	<input type="text"/>

3. Write the numbers that come 2 before and 2 after the given number :-

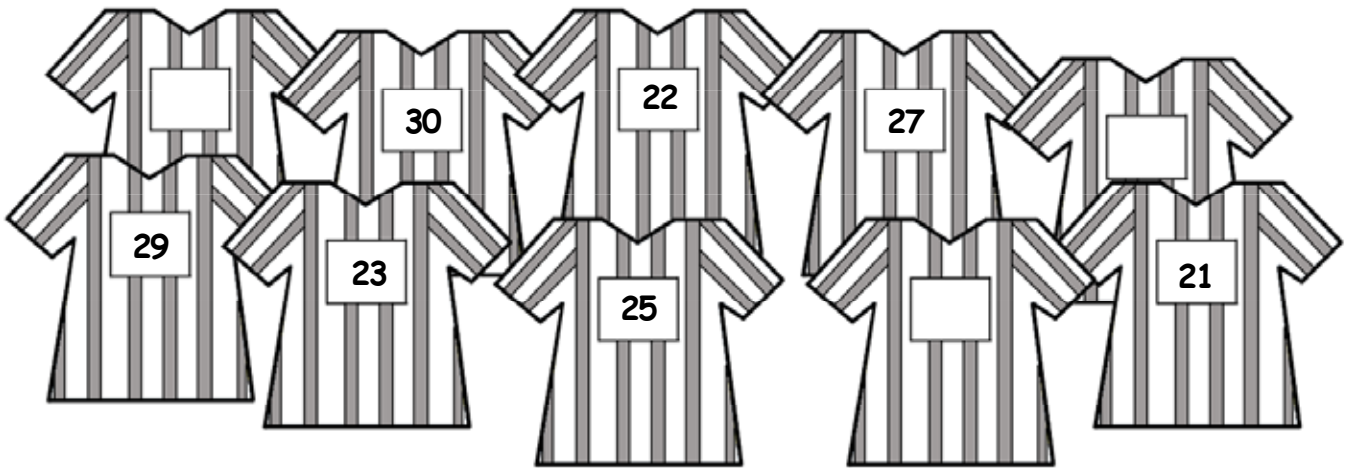
a	<input type="text"/>	36	<input type="text"/>	b	<input type="text"/>	84	<input type="text"/>	c	<input type="text"/>	17	<input type="text"/>
d	<input type="text"/>	49	<input type="text"/>	e	<input type="text"/>	32	<input type="text"/>	f	<input type="text"/>	78	<input type="text"/>
g	<input type="text"/>	25	<input type="text"/>	h	<input type="text"/>	61	<input type="text"/>	i	<input type="text"/>	98	<input type="text"/>

Show this to your teacher, then go to page 18 Exercise 6

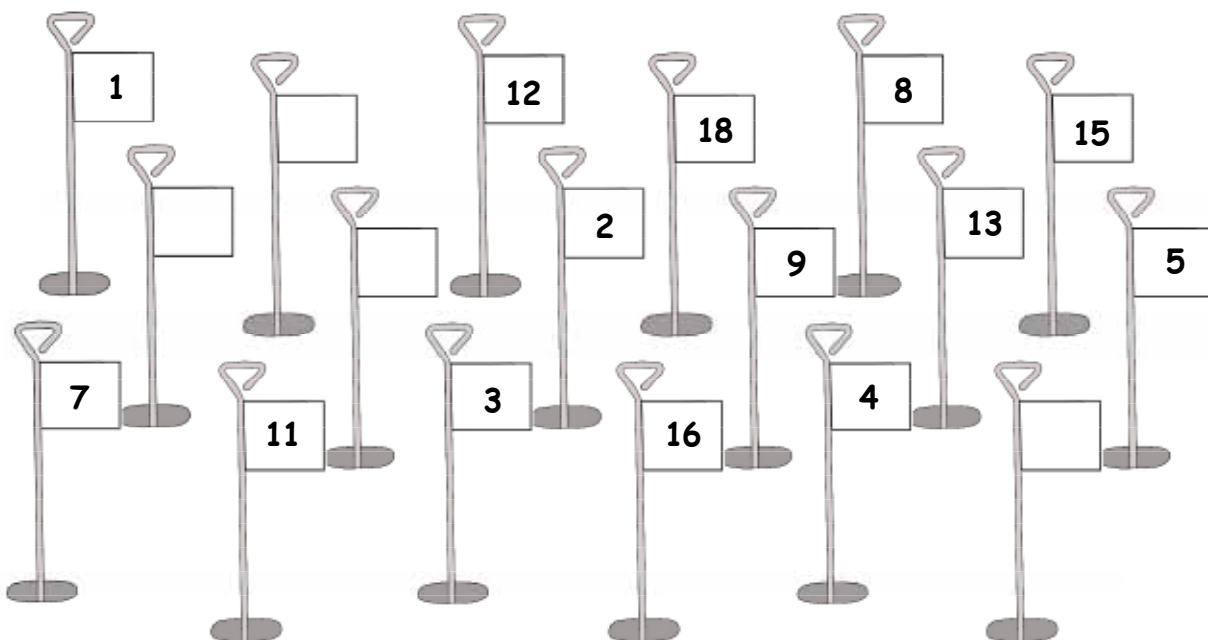
1. These balls have been numbered 41 to 50.
Fill in the missing numbers.



2. These rugby shirts have been numbered 21 to 30. Fill in the missing numbers.




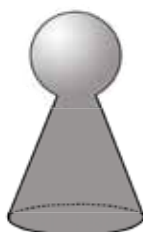
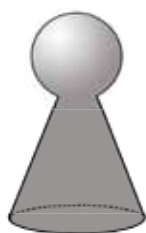
3. The holes on this putting green should be numbered 1 to 18.
Some pin numbers have been removed. Fill in the missing numbers.



Show this to your teacher, then go to page 19 Question 5

Snakes and Ladders


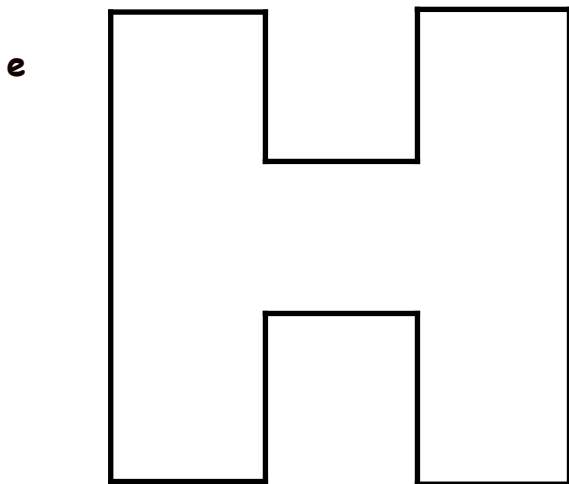
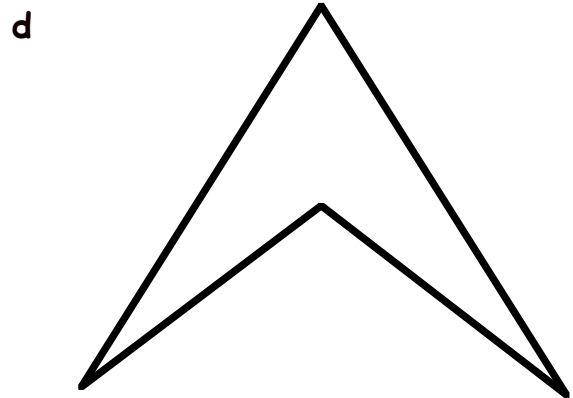
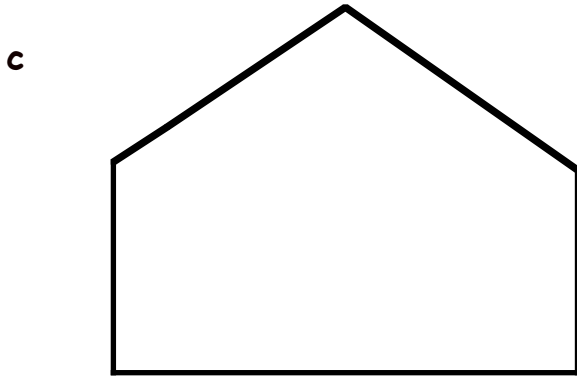
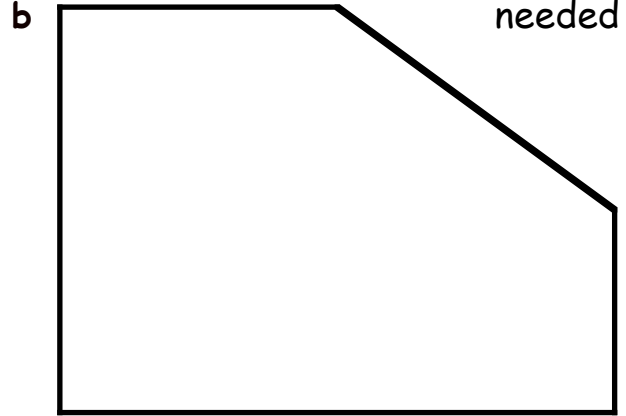
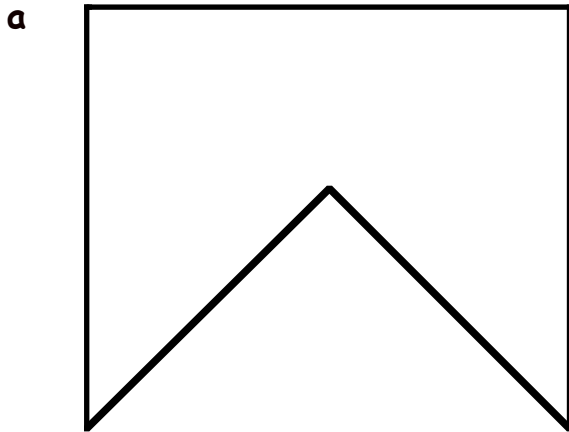
	99	98		96	95		93	92	91
81	82	83	84				88	89	90
80	79	78	77	76		74	73	72	
61	62	63	64	65		67	68		70
60	59		57	56	55	54		52	51
41		43	44	45	46	47	48		50
40	39		37		35	34		32	31
21		23	24	25	26			29	30
20	19	18	17	16			13		11
1	2	3		5		7	8	9	10





needed

1. Colour the shapes that have **symmetry**.



2. Show your coloured shapes to the teacher.

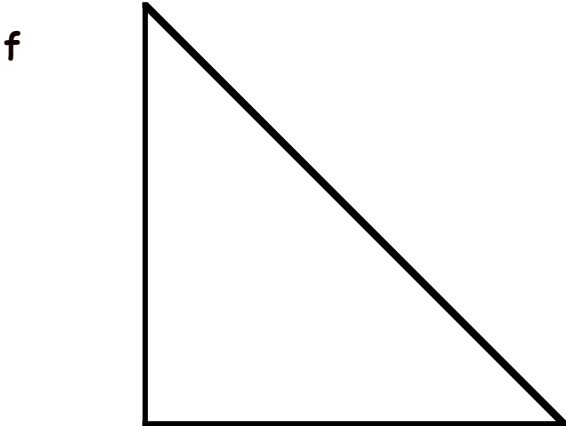
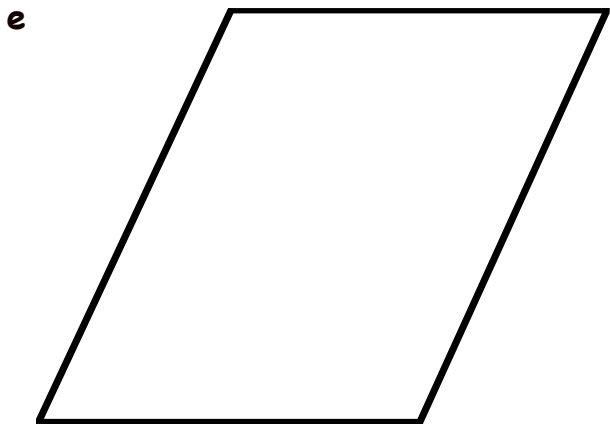
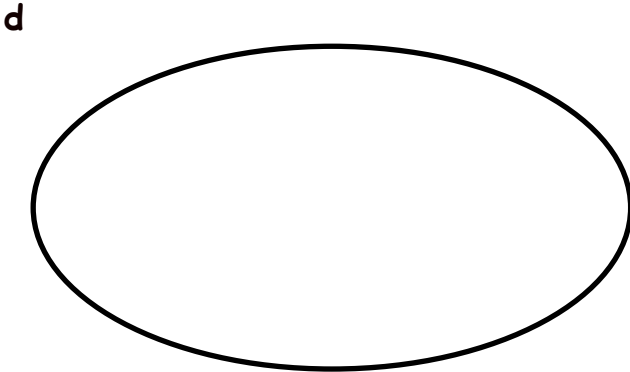
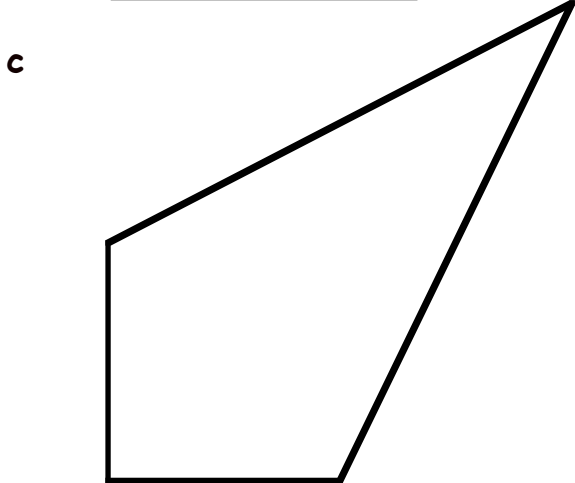


3. Cut out and fold each shape to see if you were correct.

Show this to your teacher, then try Worksheet 2·2



needed

1. Colour the shapes that have symmetry.



2. Show your coloured shapes to the teacher.

3. Cut out and fold each shape to see if you were correct.

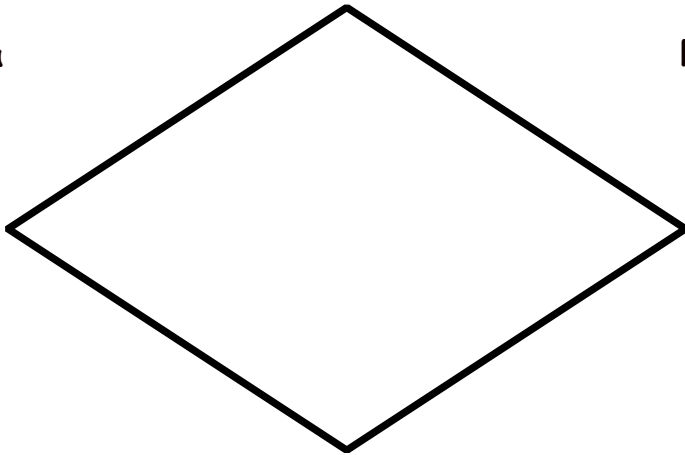
Show this to your teacher, then go to page 22 question 1

1. Cut these shapes out. Fold and say how many lines of symmetry each has.

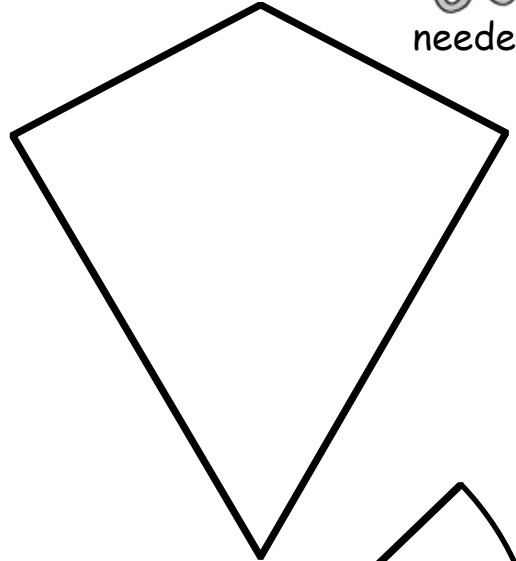


needed

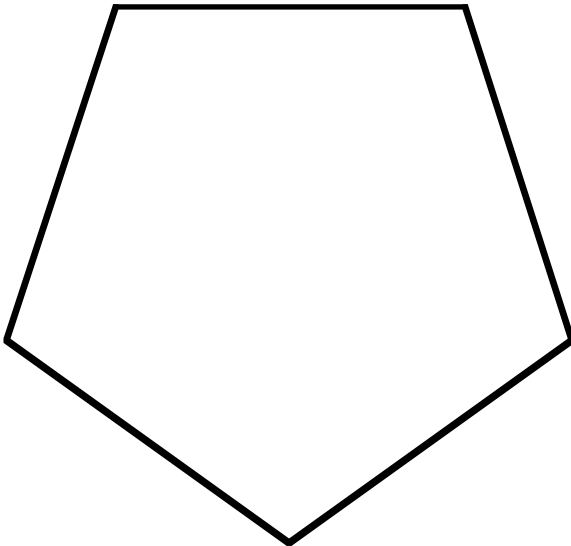
a




b



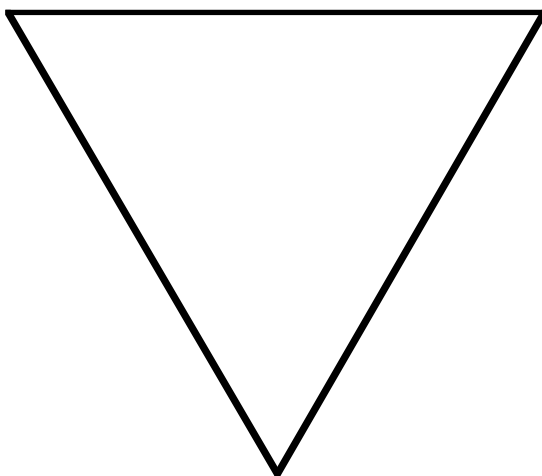
c




d



e



f



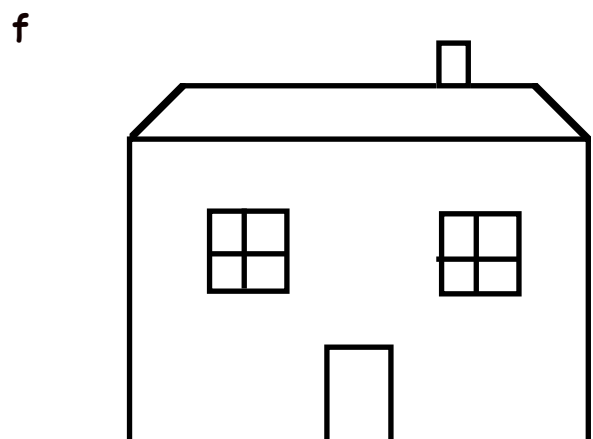
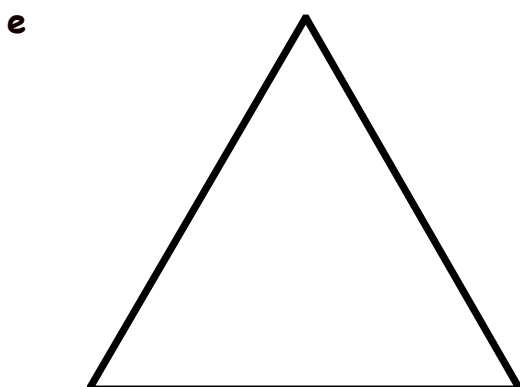

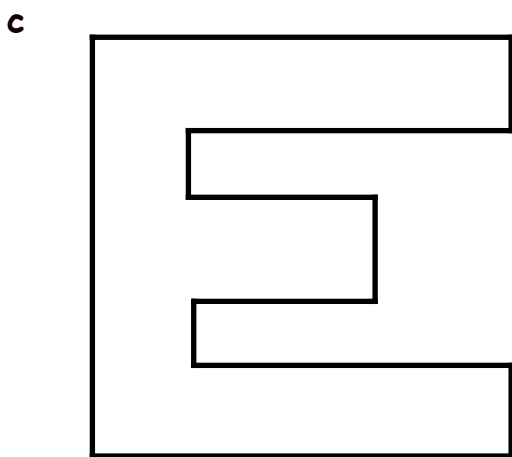
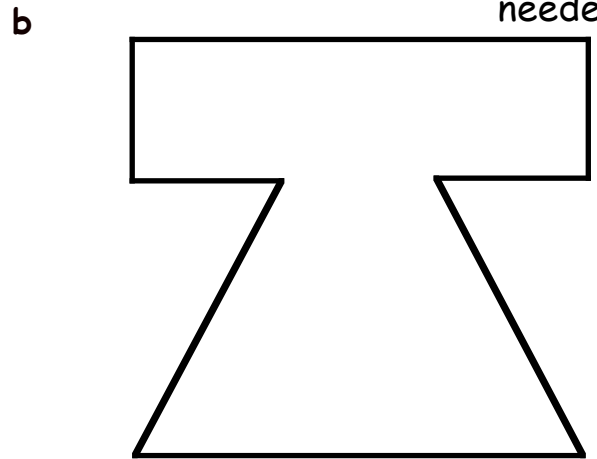

Show this to your teacher, then go to page 23 question 3

Use a mirror to find which shapes are symmetrical.

1. Colour the shapes that have SYMMETRY.



needed



2. Show your coloured shapes to the teacher.

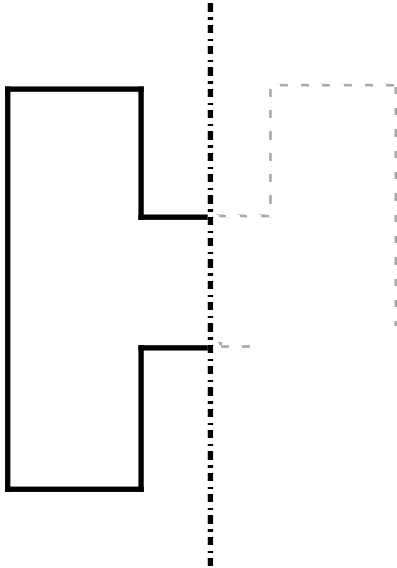
3. Cut out and fold each shape to see if you were correct.

Show this to your teacher, then go to page 24 question 4


These are Extra sheets on Symmetry. Optional.

1. Draw the other half of each shape so that the shape has symmetry.

a



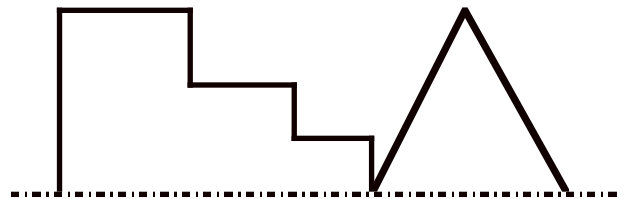
b



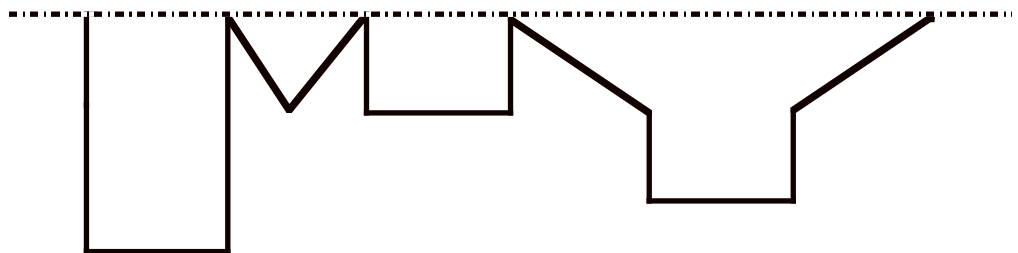
c



d



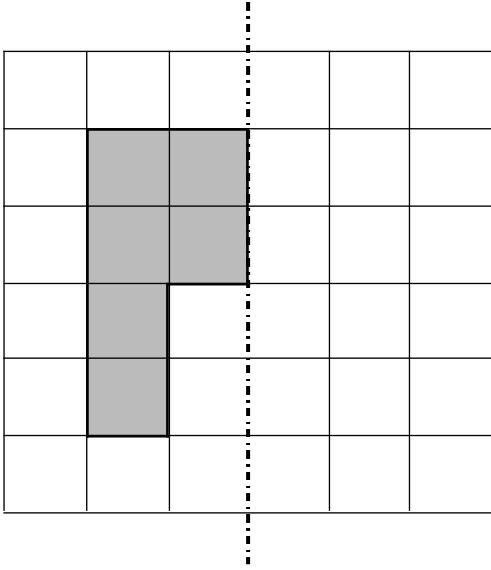
e



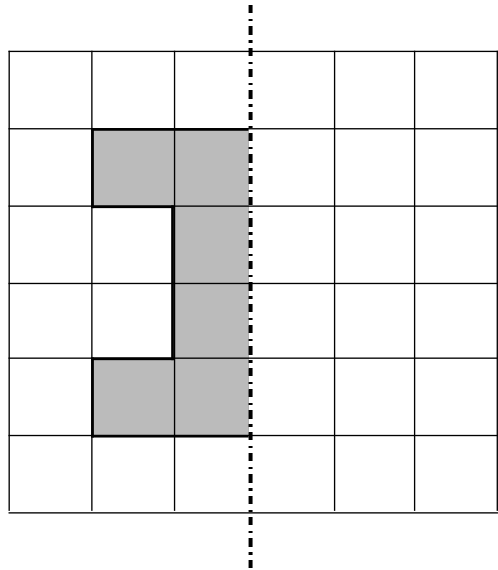
please turn over

2. Draw the other half of each shape so that the shape has symmetry.

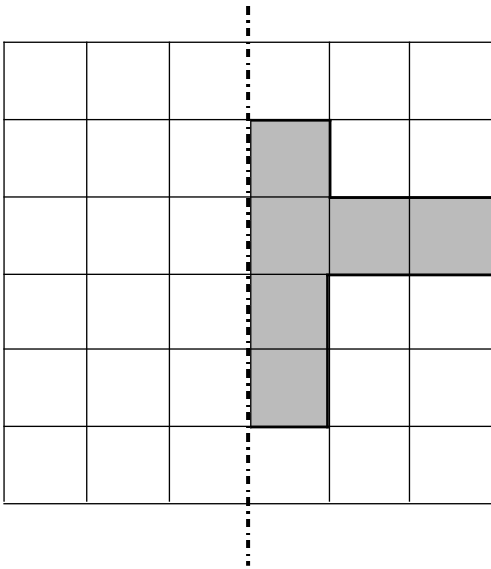
a



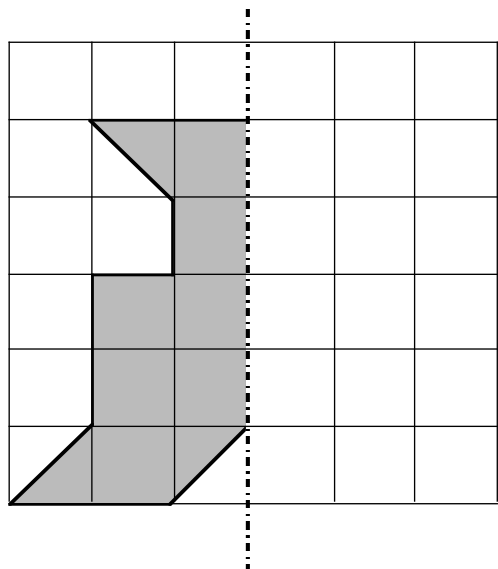
b



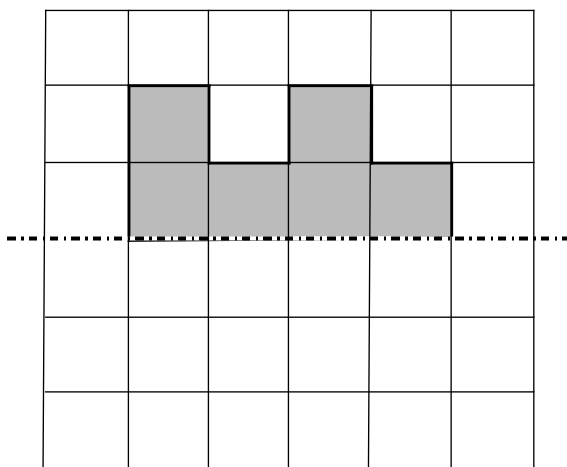
c



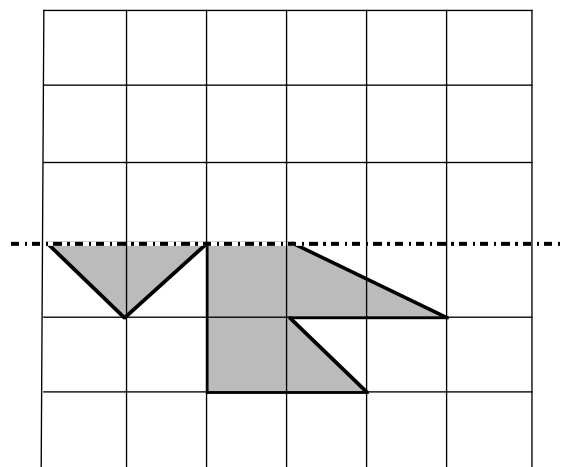
d



e



f

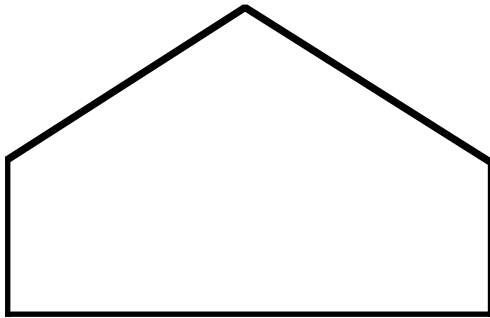


Show to your teacher

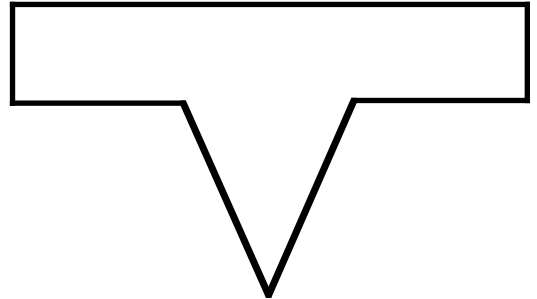
These are Extra sheets on Symmetry. Optional.

1. Use a coloured pencil to draw a line of symmetry on each shape :-

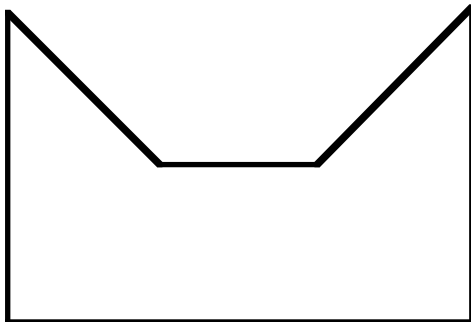
a



b



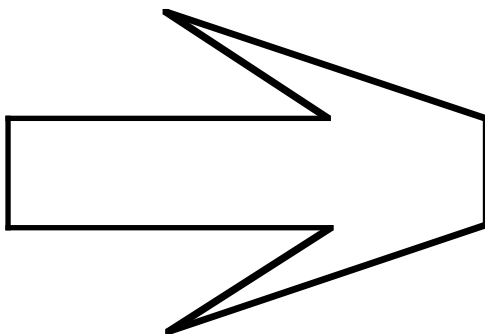
c



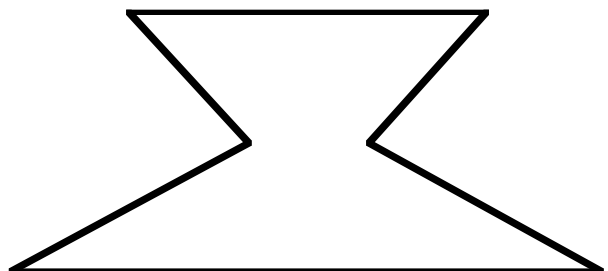
d



e

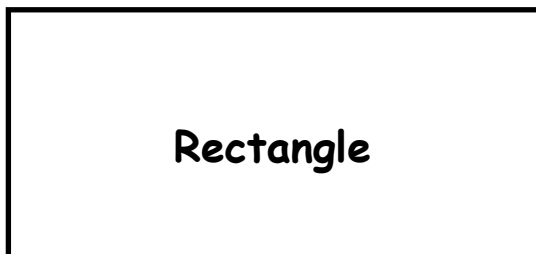


f

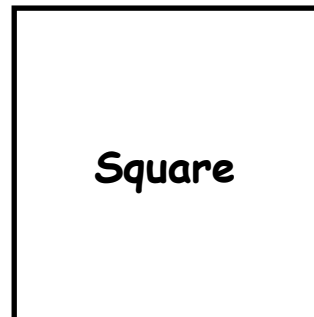


2. Draw ALL the lines of symmetry on these shapes :-

a



b



3. Show these to your teacher.

4. Cut out each shape and fold to see if you were correct.

Show this to your teacher.

1. Fill in the empty boxes :-

a $14 = \boxed{1}$ ten and $\boxed{}$ units

b $72 = \boxed{}$ tens and $\boxed{}$ units

c $56 = \boxed{}$ tens and $\boxed{}$ units

d $87 = \boxed{}$ tens and $\boxed{}$ units

e $35 = \boxed{}$ tens and $\boxed{}$ units

f $48 = \boxed{}$ tens and $\boxed{}$ units

g $80 = \boxed{}$ tens and $\boxed{}$ units

h $63 = \boxed{}$ tens and $\boxed{}$ units

2. ● Write down how many boxes of **TEN** bananas can be packed, and
● Say how many bananas will be left over.



a 42 bananas = $\boxed{4}$ boxes of 10. There are $\boxed{}$ bananas left over.

b 26 bananas = $\boxed{}$ boxes of 10. There are $\boxed{6}$ bananas left over.

c 38 bananas = $\boxed{}$ boxes of 10. There are $\boxed{}$ bananas left over.

d 47 bananas = $\boxed{}$ boxes of 10. There are $\boxed{}$ bananas left over.

e 59 bananas = $\boxed{}$ boxes of 10. There are $\boxed{}$ bananas left over.

f 63 bananas = $\boxed{}$ boxes of 10. There are $\boxed{}$ bananas left over.

g 74 bananas = $\boxed{}$ boxes of 10. There are $\boxed{}$ bananas left over.

h 16 bananas = $\boxed{}$ boxes of 10. There are $\boxed{}$ bananas left over.

i 89 bananas = $\boxed{}$ boxes of 10. There are $\boxed{}$ bananas left over.

j 91 bananas = $\boxed{}$ boxes of 10. There is $\boxed{}$ banana left over.

Show this to your teacher, then go to page 29, question 1

1. Fill in the empty boxes :-

a 245 = hundreds tens and units.

b 317 = hundreds tens and units.

c 486 = hundreds tens and units.

d 538 = hundreds tens and units.

e 679 = hundreds tens and units.

f 872 = hundreds tens and units.

2. How many £1 coins and how many 10p coins can be exchanged for :-

a 120p = £1 10p

b 470p = £1 10p

c 680p = £1 10p

d 230p = £1 10p

e 520p = £1 10p

f 740p = £1 10p

3. How many 1p coins will I get for :-

a £1.25

b £2.39

c £3.47

d £4.18

e £5.62

f £6.93

g one £1 coin and three 10p coins

h Five £1 coins and seven 10p coins ?

Show this to your teacher, then go to page 30, question 5

1. Write these numbers using **digits** :-

- | | | | | | | | | |
|---|-------------|----------------------|---|-------------|----------------------|---|--------------|----------------------|
| a | twenty two | <input type="text"/> | b | forty eight | <input type="text"/> | c | thirty four | <input type="text"/> |
| d | seventy one | <input type="text"/> | e | fifty six | <input type="text"/> | f | ninety | <input type="text"/> |
| g | sixteen | <input type="text"/> | h | forty | <input type="text"/> | i | seventy nine | <input type="text"/> |

2. Write the following numbers using **digits** :-

- | | | |
|---|-------------------------------|----------------------|
| a | one hundred and thirty four | <input type="text"/> |
| b | four hundred and sixty nine | <input type="text"/> |
| c | eight hundred and seventy two | <input type="text"/> |
| d | three hundred and fifty six | <input type="text"/> |
| e | five hundred and thirty eight | <input type="text"/> |
| f | nine hundred and twelve | <input type="text"/> |
| g | seven hundred and twenty | <input type="text"/> |
| h | eight hundred and ninety nine | <input type="text"/> |
| i | one hundred and one | <input type="text"/> |

3. Write these numbers using **words** :-

- | | | |
|---|-----|----------------------|
| a | 82 | <input type="text"/> |
| b | 97 | <input type="text"/> |
| c | 114 | <input type="text"/> |
| d | 330 | <input type="text"/> |
| e | 666 | <input type="text"/> |

Show this to your teacher, then go to page 32, question 1

1. Write the number that comes **just after** :-

- | | | | | | | | | | | | |
|---|-----|----------------------|---|-----|----------------------|---|-----|----------------------|---|-----|----------------------|
| a | 34 | <input type="text"/> | b | 57 | <input type="text"/> | c | 12 | <input type="text"/> | d | 49 | <input type="text"/> |
| e | 93 | <input type="text"/> | f | 104 | <input type="text"/> | g | 258 | <input type="text"/> | h | 704 | <input type="text"/> |
| i | 789 | <input type="text"/> | j | 547 | <input type="text"/> | k | 699 | <input type="text"/> | l | 888 | <input type="text"/> |

2. Write the number that comes **just before** :-

- | | | | | | | | | | | | |
|---|----|----------------------|---|-----|----------------------|---|-----|----------------------|---|-----|----------------------|
| a | 42 | <input type="text"/> | b | 51 | <input type="text"/> | c | 19 | <input type="text"/> | d | 65 | <input type="text"/> |
| e | 99 | <input type="text"/> | f | 100 | <input type="text"/> | g | 299 | <input type="text"/> | h | 710 | <input type="text"/> |

3. Put each of these groups of numbers in the correct order.
Start with the **lowest**.

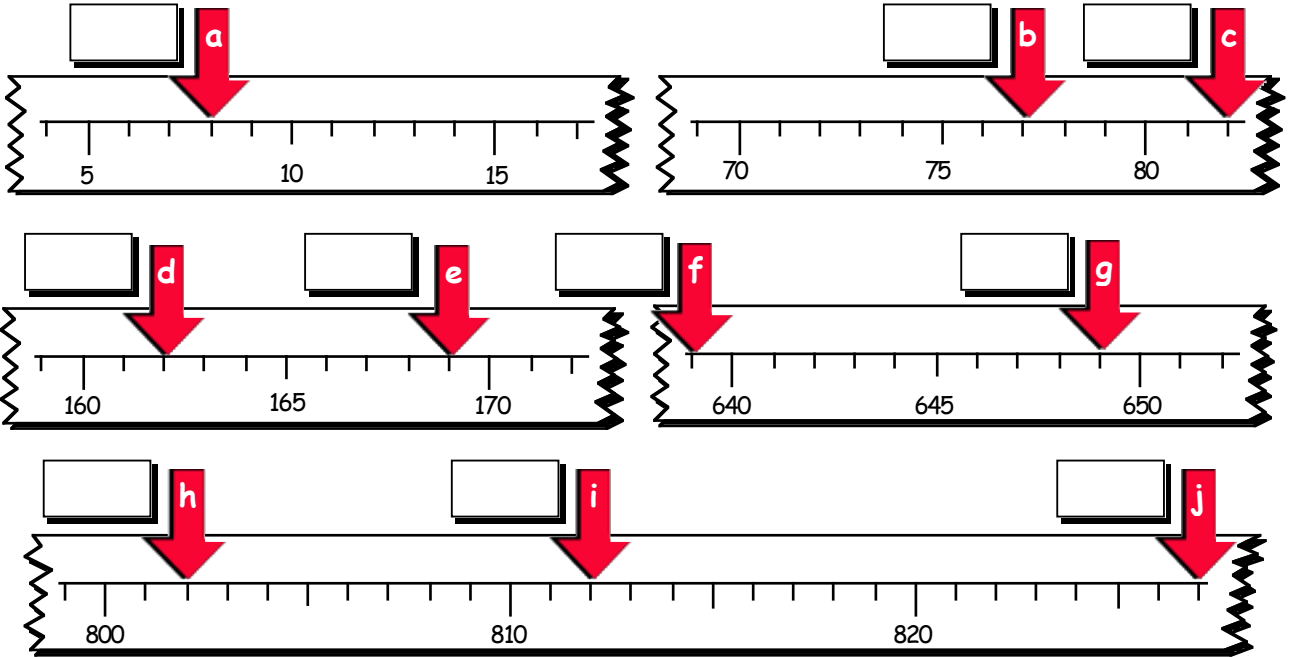
- | | | |
|---|-------------------------|----------------------|
| a | 28, 17, 32 | <input type="text"/> |
| b | 35, 41, 38, 40 | <input type="text"/> |
| c | 82, 95, 87, 91, 93 | <input type="text"/> |
| d | 324, 333, 357, 319, 327 | <input type="text"/> |
| e | 547, 475, 754, 745, 574 | <input type="text"/> |
| f | 987, 789, 798, 897, 879 | <input type="text"/> |

4. Put each of these groups of numbers in the correct order.
Start with the **highest**.

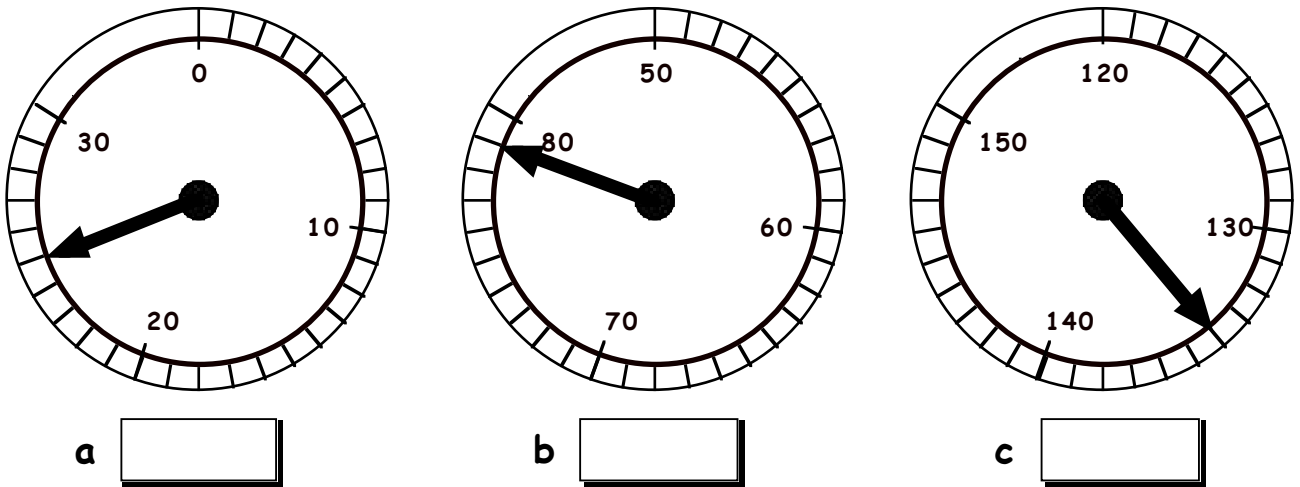
- | | | |
|---|-------------------------|----------------------|
| a | 34, 46, 37, 42 | <input type="text"/> |
| b | 81, 96, 84, 93, 89 | <input type="text"/> |
| c | 113, 118, 109, 107, 115 | <input type="text"/> |
| d | 326, 328, 358, 316, 332 | <input type="text"/> |
| e | 798, 987, 897, 978, 879 | <input type="text"/> |

Show this to your teacher, then go to page 33, question 6

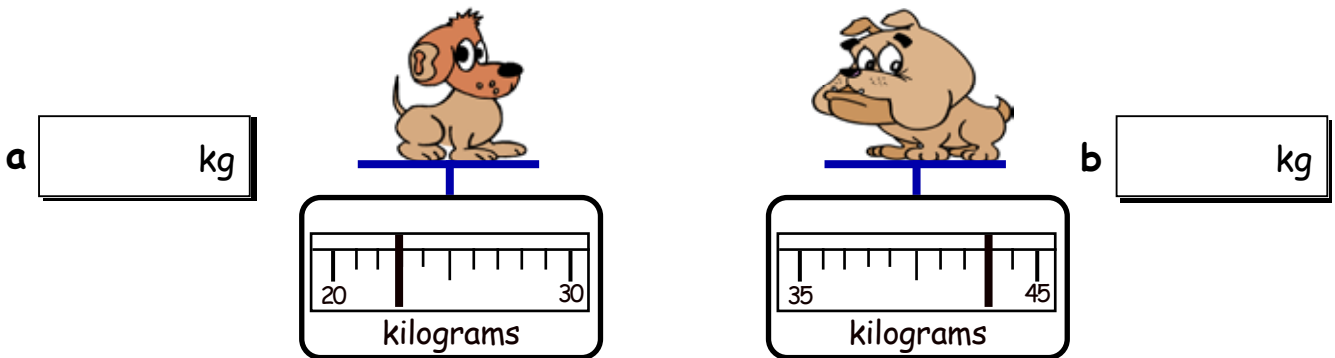
1. To what numbers are the arrows pointing ?



2. To what numbers are the arrows pointing ?



3. How heavy are the 2 dogs ?

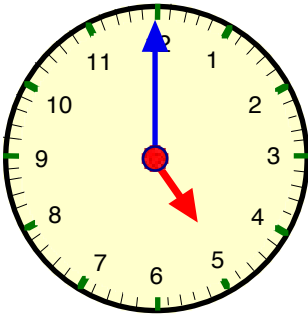


Show this to your teacher, then go to page 34, question 12

1. Draw **both** hands of each clock to show the correct time.

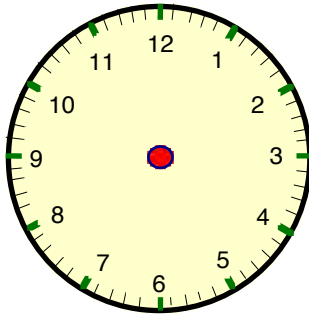
The first one has been done for you.

a



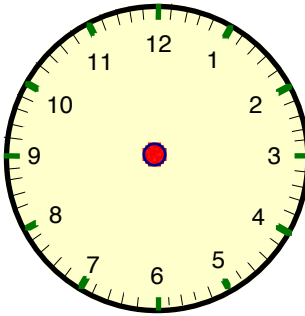
five o'clock

b



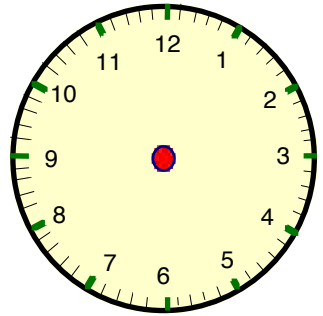
three o'clock

c



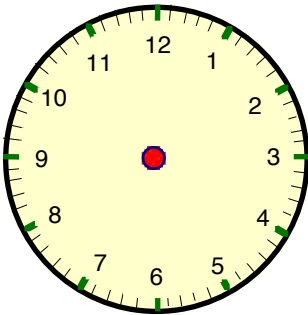
seven o'clock

d



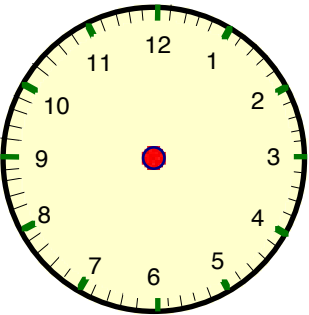
one o'clock

e



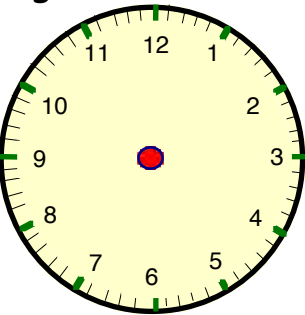
six o'clock

f



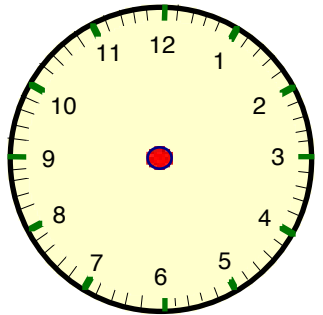
eight o'clock

g



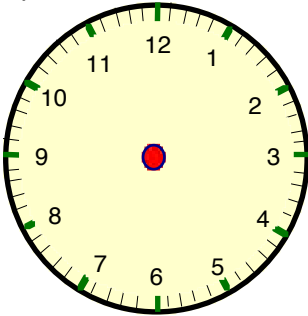
ten o'clock

h



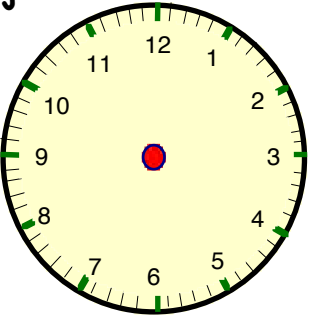
two o'clock

i



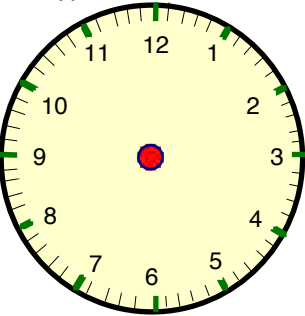
four o'clock

j



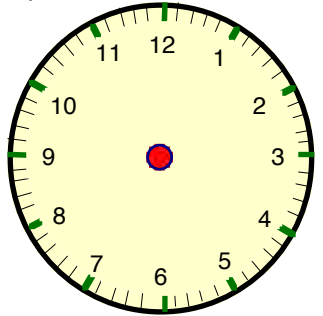
eleven o'clock

k



nine o'clock

l

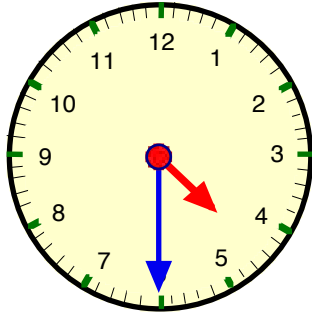


twelve o'clock

Show this to your teacher, then go to page 42, question 2

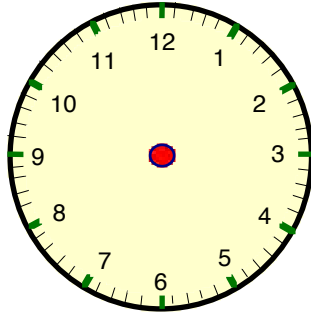
1. Draw both hands of each clock to show the correct time.
The first one has been done for you.

a



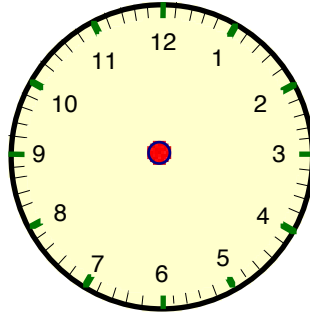
half past four

b



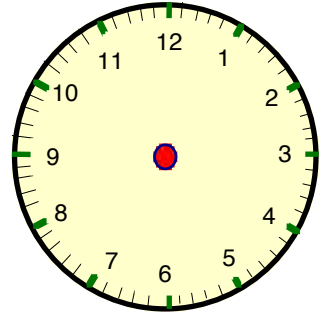
half past seven

c



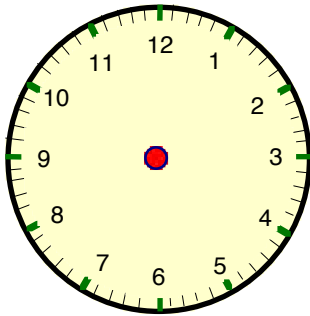
half past two

d



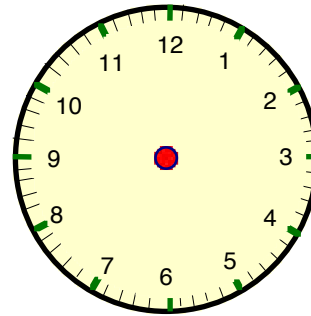
half past three

e



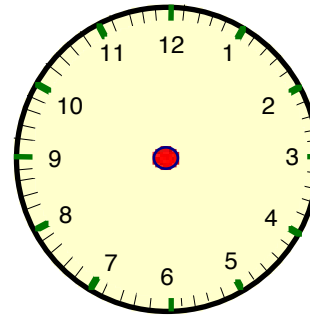
half past eight

f



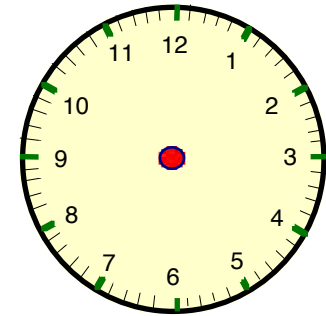
half past ten

g



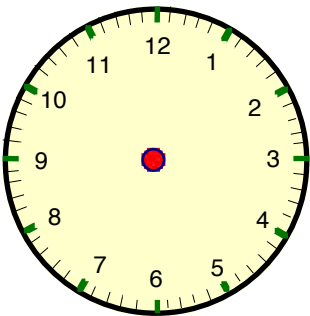
half past nine

h



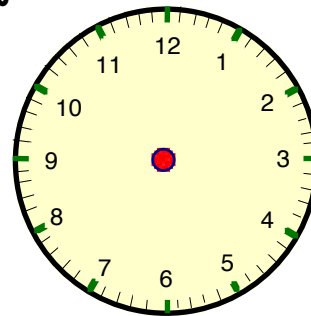
half past one

i



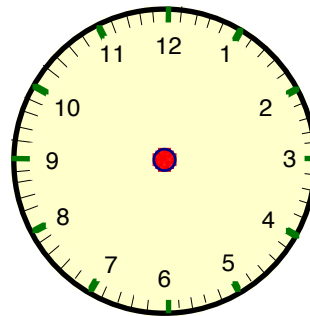
half past eleven

j



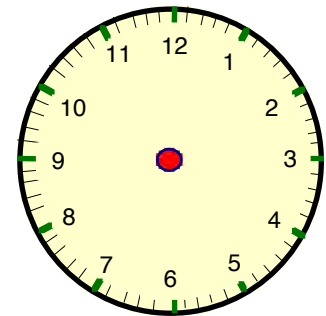
half past five

k



half past six

l



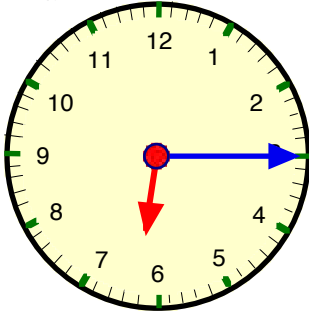
half past twelve

Show this to your teacher, then go to page 44 Question 2

1. Draw both hands of each clock to show the correct time.

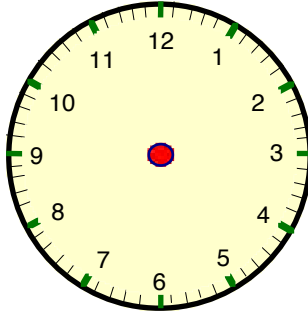
The first one has been done for you.

a



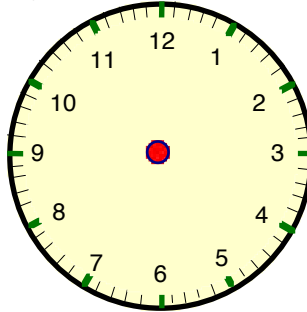
quarter past 6

b



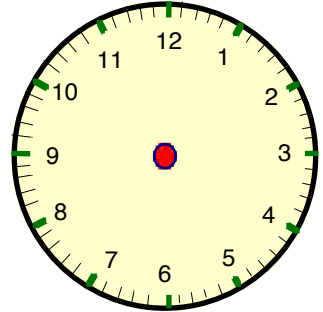
quarter past 8

c



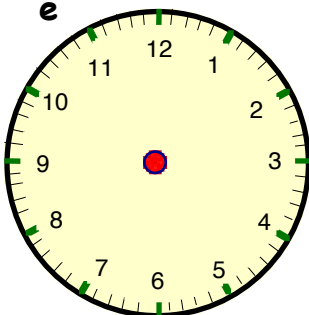
quarter past 1

d



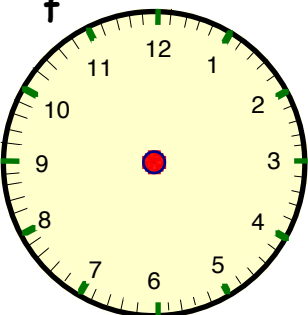
quarter past 10

e



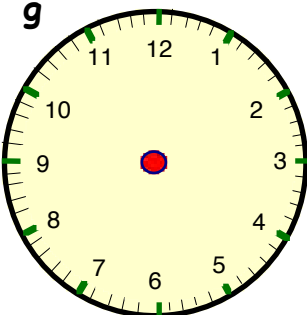
quarter to 6

f



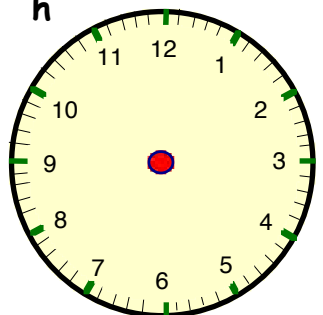
quarter to 2

g



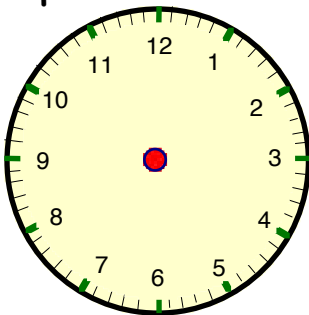
quarter to 4

h



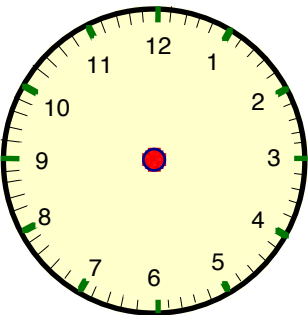
quarter to 12

i



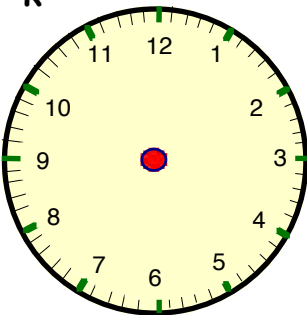
quarter past 12

j



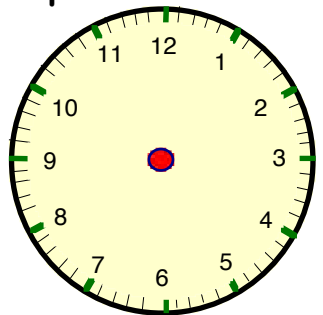
quarter to 10

k



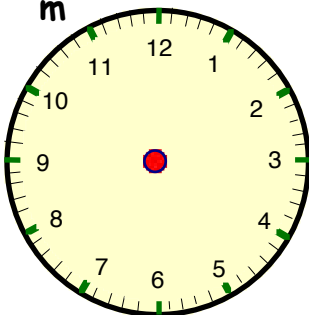
quarter past 7

l



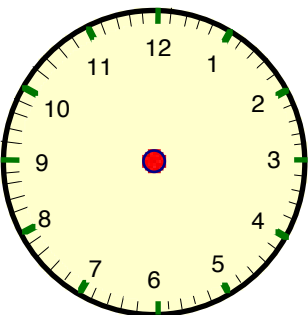
quarter to 8

m



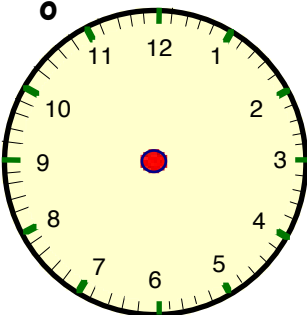
quarter past 11

n



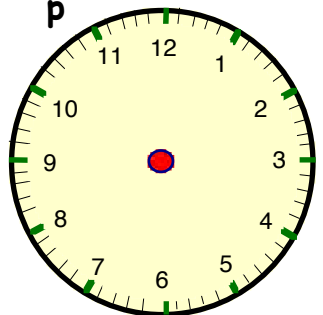
quarter to 5

o



quarter past 3

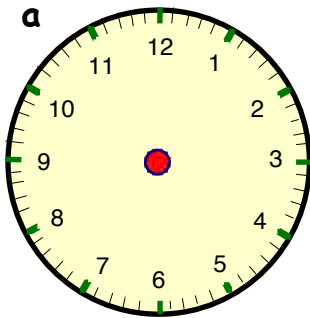
p



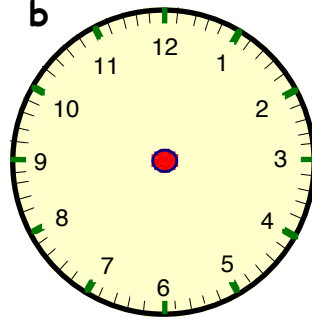
quarter to 9

Show this to your teacher, then go to page 45 Question 3

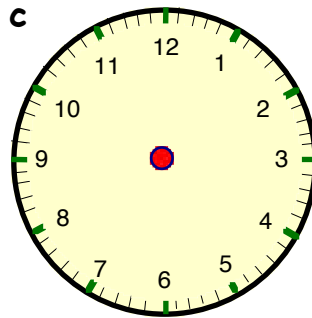
1. Draw both hands of each clock to show the correct time.



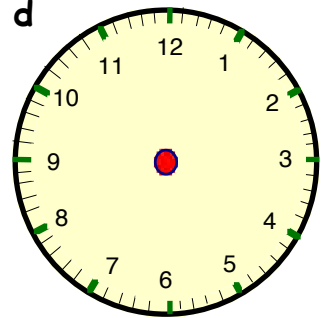
7 o'clock



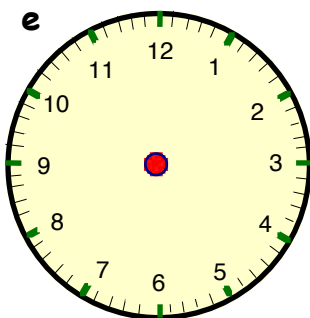
half past 2



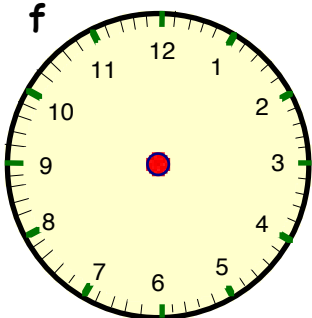
quarter past 5



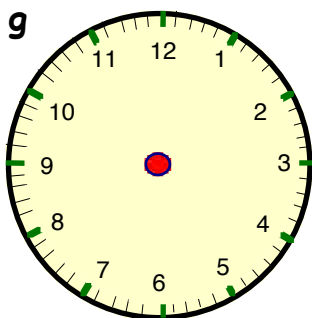
quarter to 4



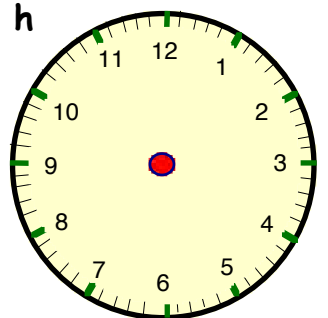
quarter past 1



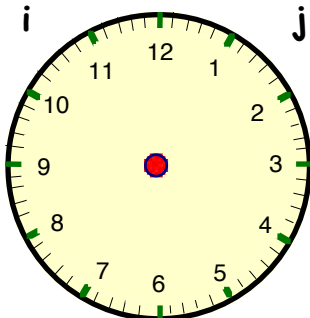
quarter to 6



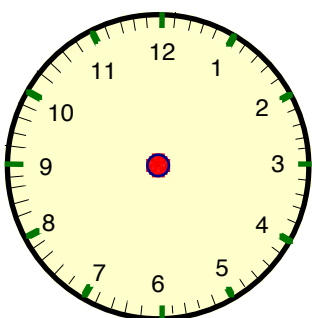
half past 7



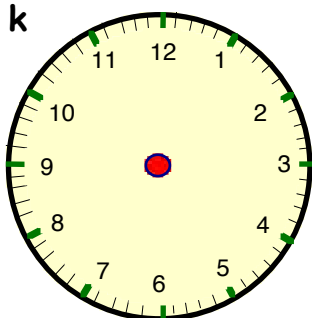
12 o'clock



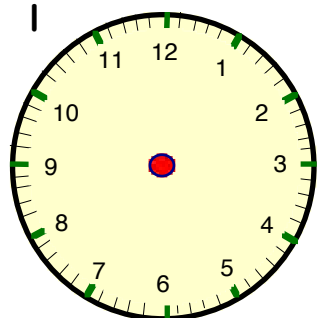
half past 12



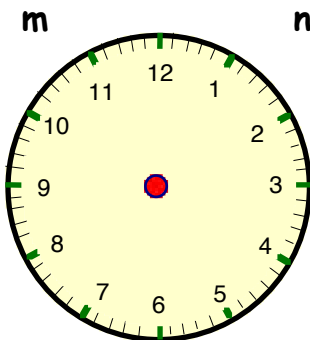
quarter past 9



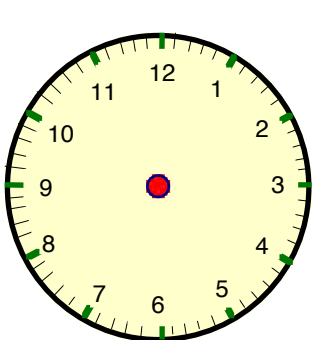
quarter to 3



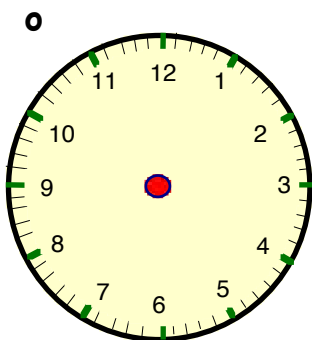
half past 5



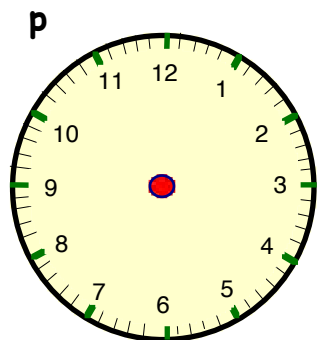
half past 6



quarter past 2



quarter to 9



quarter past 3

Show this to your teacher.

Complete :- (You may use counters to help you).

$$\begin{array}{r} 1 \quad 12 \\ + 4 \\ \hline \square \end{array}$$

$$\begin{array}{r} 2 \quad 13 \\ + 6 \\ \hline \square \end{array}$$

$$\begin{array}{r} 3 \quad 10 \\ + 8 \\ \hline \square \end{array}$$

$$\begin{array}{r} 4 \quad 14 \\ + 3 \\ \hline \square \end{array}$$

$$\begin{array}{r} 5 \quad 26 \\ + 2 \\ \hline \square \end{array}$$

$$\begin{array}{r} 6 \quad 31 \\ + 7 \\ \hline \square \end{array}$$

$$\begin{array}{r} 7 \quad 42 \\ + 4 \\ \hline \square \end{array}$$

$$\begin{array}{r} 8 \quad 53 \\ + 1 \\ \hline \square \end{array}$$

$$\begin{array}{r} 9 \quad 57 \\ + 2 \\ \hline \square \end{array}$$

$$\begin{array}{r} 10 \quad 43 \\ + 6 \\ \hline \square \end{array}$$

$$\begin{array}{r} 11 \quad 50 \\ + 7 \\ \hline \square \end{array}$$

$$\begin{array}{r} 12 \quad 65 \\ + 1 \\ \hline \square \end{array}$$

$$\begin{array}{r} 13 \quad 62 \\ + 7 \\ \hline \square \end{array}$$

$$\begin{array}{r} 14 \quad 64 \\ + 3 \\ \hline \square \end{array}$$

$$\begin{array}{r} 15 \quad 72 \\ + 6 \\ \hline \square \end{array}$$

$$\begin{array}{r} 16 \quad 71 \\ + 8 \\ \hline \square \end{array}$$

$$\begin{array}{r} 17 \quad 81 \\ + 4 \\ \hline \square \end{array}$$

$$\begin{array}{r} 18 \quad 84 \\ + 1 \\ \hline \square \end{array}$$

$$\begin{array}{r} 19 \quad 83 \\ + 6 \\ \hline \square \end{array}$$

$$\begin{array}{r} 20 \quad 86 \\ + 3 \\ \hline \square \end{array}$$

$$\begin{array}{r} 21 \quad 85 \\ + 2 \\ \hline \square \end{array}$$

$$\begin{array}{r} 22 \quad 91 \\ + 1 \\ \hline \square \end{array}$$

$$\begin{array}{r} 23 \quad 91 \\ + 7 \\ \hline \square \end{array}$$

$$\begin{array}{r} 24 \quad 92 \\ + 4 \\ \hline \square \end{array}$$

$$\begin{array}{r} 25 \quad 93 \\ + 5 \\ \hline \square \end{array}$$

$$\begin{array}{r} 26 \quad 1 \\ + 28 \\ \hline \square \end{array}$$

$$\begin{array}{r} 27 \quad 2 \\ + 34 \\ \hline \square \end{array}$$

$$\begin{array}{r} 28 \quad 3 \\ + 45 \\ \hline \square \end{array}$$

Show this to your teacher, then go to page 47 Exercise 1

Complete :- (You may use counters to help you).

$$\begin{array}{r} 1 \quad 14 \\ + 53 \\ \hline \square \end{array}$$

$$\begin{array}{r} 2 \quad 22 \\ + 65 \\ \hline \square \end{array}$$

$$\begin{array}{r} 3 \quad 15 \\ + 42 \\ \hline \square \end{array}$$

$$\begin{array}{r} 4 \quad 26 \\ + 73 \\ \hline \square \end{array}$$

$$\begin{array}{r} 5 \quad 31 \\ + 18 \\ \hline \square \end{array}$$

$$\begin{array}{r} 6 \quad 42 \\ + 44 \\ \hline \square \end{array}$$

$$\begin{array}{r} 7 \quad 53 \\ + 25 \\ \hline \square \end{array}$$

$$\begin{array}{r} 8 \quad 62 \\ + 27 \\ \hline \square \end{array}$$

$$\begin{array}{r} 9 \quad 74 \\ + 12 \\ \hline \square \end{array}$$

$$\begin{array}{r} 10 \quad 68 \\ + 21 \\ \hline \square \end{array}$$

$$\begin{array}{r} 11 \quad 45 \\ + 24 \\ \hline \square \end{array}$$

$$\begin{array}{r} 12 \quad 81 \\ + 13 \\ \hline \square \end{array}$$

$$\begin{array}{r} 13 \quad 73 \\ + 15 \\ \hline \square \end{array}$$

$$\begin{array}{r} 14 \quad 15 \\ + 24 \\ \hline \square \end{array}$$

$$\begin{array}{r} 15 \quad 27 \\ + 11 \\ \hline \square \end{array}$$

$$\begin{array}{r} 16 \quad 48 \\ + 41 \\ \hline \square \end{array}$$

$$\begin{array}{r} 17 \quad 32 \\ + 47 \\ \hline \square \end{array}$$

$$\begin{array}{r} 18 \quad 63 \\ + 22 \\ \hline \square \end{array}$$

$$\begin{array}{r} 19 \quad 74 \\ + 25 \\ \hline \square \end{array}$$

$$\begin{array}{r} 20 \quad 55 \\ + 12 \\ \hline \square \end{array}$$

$$\begin{array}{r} 21 \quad 67 \\ + 21 \\ \hline \square \end{array}$$

$$\begin{array}{r} 22 \quad 23 \\ + 36 \\ \hline \square \end{array}$$

$$\begin{array}{r} 23 \quad 46 \\ + 23 \\ \hline \square \end{array}$$

$$\begin{array}{r} 24 \quad 31 \\ + 41 \\ \hline \square \end{array}$$

$$\begin{array}{r} 25 \quad 63 \\ + 26 \\ \hline \square \end{array}$$

$$\begin{array}{r} 26 \quad 71 \\ + 14 \\ \hline \square \end{array}$$

$$\begin{array}{r} 27 \quad 85 \\ + 12 \\ \hline \square \end{array}$$

$$\begin{array}{r} 28 \quad 82 \\ + 16 \\ \hline \square \end{array}$$

Show this to your teacher, then go to page 49 Exercise 2

Complete :-

1 310
 + 153

2 223
 + 605

3 524
 + 335

4 692
 + 107

5 432
 + 234

6 527
 + 431

7 806
 + 173

8 724
 + 253

9 854
 + 43

10 905
 + 74

11 777
 + 102

12 71
 + 628

13 657
 + 223

14 58
 + 731

15 912
 + 15

16 7
 + 862

17 703
 + 86

18 594
 + 305

19 762
 + 7

20 625
 + 374

21 132
 514
 + 243

22 204
 312
 + 451

23 332
 517
 + 160

24 43
 624
 + 231

Show this to your teacher, then go to page 51 Exercise 3

Complete :- (You may use counters to help you).

$$\begin{array}{r} 1 \quad 45 \\ + 6 \\ \hline \square \end{array}$$

$$\begin{array}{r} 2 \quad 37 \\ + 5 \\ \hline \square \end{array}$$

$$\begin{array}{r} 3 \quad 26 \\ + 8 \\ \hline \square \end{array}$$

$$\begin{array}{r} 4 \quad 71 \\ + 9 \\ \hline \square \end{array}$$

$$\begin{array}{r} 5 \quad 53 \\ + 9 \\ \hline \square \end{array}$$

$$\begin{array}{r} 6 \quad 65 \\ + 6 \\ \hline \square \end{array}$$

$$\begin{array}{r} 7 \quad 76 \\ + 7 \\ \hline \square \end{array}$$

$$\begin{array}{r} 8 \quad 67 \\ + 8 \\ \hline \square \end{array}$$

$$\begin{array}{r} 9 \quad 55 \\ + 9 \\ \hline \square \end{array}$$

$$\begin{array}{r} 10 \quad 48 \\ + 3 \\ \hline \square \end{array}$$

$$\begin{array}{r} 11 \quad 29 \\ + 2 \\ \hline \square \end{array}$$

$$\begin{array}{r} 12 \quad 57 \\ + 7 \\ \hline \square \end{array}$$

$$\begin{array}{r} 13 \quad 24 \\ + 8 \\ \hline \square \end{array}$$

$$\begin{array}{r} 14 \quad 46 \\ + 7 \\ \hline \square \end{array}$$

$$\begin{array}{r} 15 \quad 58 \\ + 6 \\ \hline \square \end{array}$$

$$\begin{array}{r} 16 \quad 41 \\ + 9 \\ \hline \square \end{array}$$

$$\begin{array}{r} 17 \quad 68 \\ + 6 \\ \hline \square \end{array}$$

$$\begin{array}{r} 18 \quad 29 \\ + 5 \\ \hline \square \end{array}$$

$$\begin{array}{r} 19 \quad 77 \\ + 7 \\ \hline \square \end{array}$$

$$\begin{array}{r} 20 \quad 83 \\ + 8 \\ \hline \square \end{array}$$

$$\begin{array}{r} 21 \quad 9 \\ + 21 \\ \hline \square \end{array}$$

$$\begin{array}{r} 22 \quad 6 \\ + 36 \\ \hline \square \end{array}$$

$$\begin{array}{r} 23 \quad 8 \\ + 23 \\ \hline \square \end{array}$$

$$\begin{array}{r} 24 \quad 9 \\ + 41 \\ \hline \square \end{array}$$

$$\begin{array}{r} 25 \quad 6 \\ + 28 \\ \hline \square \end{array}$$

$$\begin{array}{r} 26 \quad 5 \\ + 19 \\ \hline \square \end{array}$$

$$\begin{array}{r} 27 \quad 9 \\ + 33 \\ \hline \square \end{array}$$

$$\begin{array}{r} 28 \quad 7 \\ + 14 \\ \hline \square \end{array}$$

Show this to your teacher, then go to page 53 Exercise 4

Complete :- (You may use counters to help you).

$$\begin{array}{r} 1 \quad 47 \\ + 26 \\ \hline \square \end{array}$$

$$\begin{array}{r} 2 \quad 34 \\ + 28 \\ \hline \square \end{array}$$

$$\begin{array}{r} 3 \quad 23 \\ + 49 \\ \hline \square \end{array}$$

$$\begin{array}{r} 4 \quad 76 \\ + 15 \\ \hline \square \end{array}$$

$$\begin{array}{r} 5 \quad 55 \\ + 35 \\ \hline \square \end{array}$$

$$\begin{array}{r} 6 \quad 68 \\ + 27 \\ \hline \square \end{array}$$

$$\begin{array}{r} 7 \quad 72 \\ + 19 \\ \hline \square \end{array}$$

$$\begin{array}{r} 8 \quad 69 \\ + 23 \\ \hline \square \end{array}$$

$$\begin{array}{r} 9 \quad 51 \\ + 39 \\ \hline \square \end{array}$$

$$\begin{array}{r} 10 \quad 42 \\ + 48 \\ \hline \square \end{array}$$

$$\begin{array}{r} 11 \quad 28 \\ + 36 \\ \hline \square \end{array}$$

$$\begin{array}{r} 12 \quad 54 \\ + 17 \\ \hline \square \end{array}$$

$$\begin{array}{r} 13 \quad 25 \\ + 25 \\ \hline \square \end{array}$$

$$\begin{array}{r} 14 \quad 46 \\ + 27 \\ \hline \square \end{array}$$

$$\begin{array}{r} 15 \quad 57 \\ + 39 \\ \hline \square \end{array}$$

$$\begin{array}{r} 16 \quad 48 \\ + 25 \\ \hline \square \end{array}$$

$$\begin{array}{r} 17 \quad 69 \\ + 28 \\ \hline \square \end{array}$$

$$\begin{array}{r} 18 \quad 28 \\ + 28 \\ \hline \square \end{array}$$

$$\begin{array}{r} 19 \quad 66 \\ + 26 \\ \hline \square \end{array}$$

$$\begin{array}{r} 20 \quad 55 \\ + 17 \\ \hline \square \end{array}$$

$$\begin{array}{r} 21 \quad 17 \\ + 35 \\ \hline \square \end{array}$$

$$\begin{array}{r} 22 \quad 25 \\ + 48 \\ \hline \square \end{array}$$

$$\begin{array}{r} 23 \quad 12 \\ + 49 \\ \hline \square \end{array}$$

$$\begin{array}{r} 24 \quad 18 \\ + 52 \\ \hline \square \end{array}$$

$$\begin{array}{r} 25 \quad 43 \\ + 28 \\ \hline \square \end{array}$$

$$\begin{array}{r} 26 \quad 56 \\ + 19 \\ \hline \square \end{array}$$

$$\begin{array}{r} 27 \quad 55 \\ + 15 \\ \hline \square \end{array}$$

$$\begin{array}{r} 28 \quad 39 \\ + 44 \\ \hline \square \end{array}$$

Show this to your teacher, then go to page 55 Question 1

Complete :-

$$\begin{array}{r} 1 \quad 812 \\ + 178 \\ \hline \end{array}$$

$$\begin{array}{r} 2 \quad 556 \\ + 278 \\ \hline \end{array}$$

$$\begin{array}{r} 3 \quad 427 \\ + 105 \\ \hline \end{array}$$

$$\begin{array}{r} 4 \quad 648 \\ + 35 \\ \hline \end{array}$$

$$\begin{array}{r} 5 \quad 432 \\ + 196 \\ \hline \end{array}$$

$$\begin{array}{r} 6 \quad 567 \\ + 382 \\ \hline \end{array}$$

$$\begin{array}{r} 7 \quad 843 \\ + 173 \\ \hline \end{array}$$

$$\begin{array}{r} 8 \quad 754 \\ + 82 \\ \hline \end{array}$$

$$\begin{array}{r} 9 \quad 854 \\ + 47 \\ \hline \end{array}$$

$$\begin{array}{r} 10 \quad 695 \\ + 147 \\ \hline \end{array}$$

$$\begin{array}{r} 11 \quad 777 \\ + 154 \\ \hline \end{array}$$

$$\begin{array}{r} 12 \quad 78 \\ + 642 \\ \hline \end{array}$$

$$\begin{array}{r} 13 \quad 637 \\ + 263 \\ \hline \end{array}$$

$$\begin{array}{r} 14 \quad 58 \\ + 742 \\ \hline \end{array}$$

$$\begin{array}{r} 15 \quad 845 \\ + 65 \\ \hline \end{array}$$

$$\begin{array}{r} 16 \quad 77 \\ + 854 \\ \hline \end{array}$$

$$\begin{array}{r} 17 \quad 629 \\ + 188 \\ \hline \end{array}$$

$$\begin{array}{r} 18 \quad 493 \\ + 308 \\ \hline \end{array}$$

$$\begin{array}{r} 19 \quad 893 \\ + 7 \\ \hline \end{array}$$

$$\begin{array}{r} 20 \quad 26 \\ + 474 \\ \hline \end{array}$$

$$\begin{array}{r} 21 \quad 132 \\ 526 \\ + 218 \\ \hline \end{array}$$

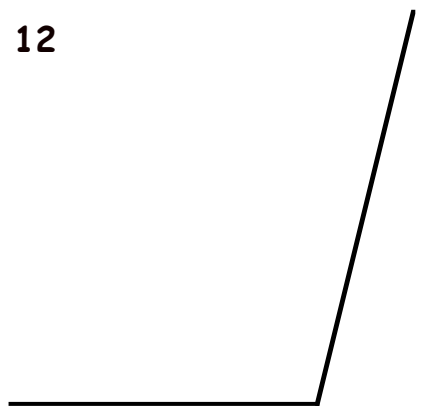
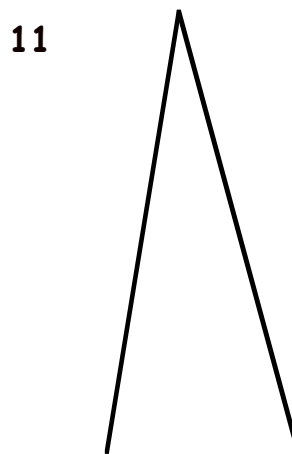
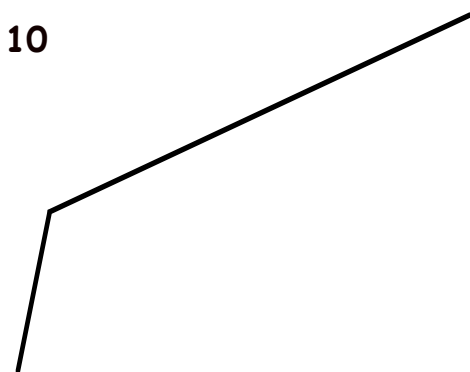
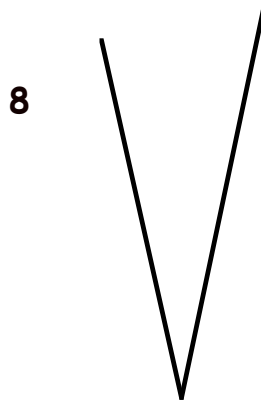
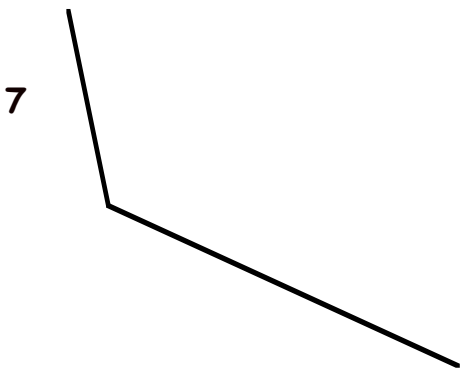
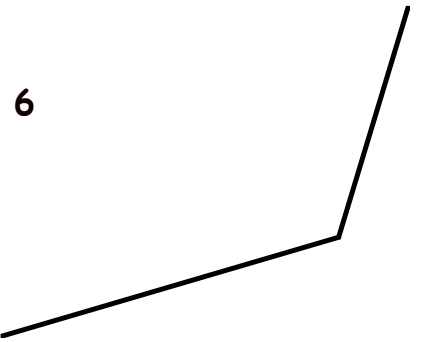
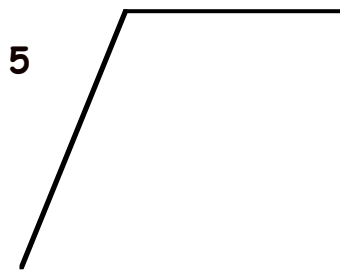
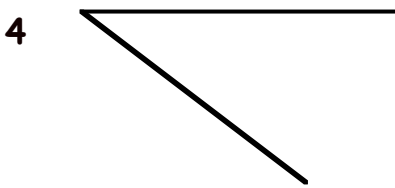

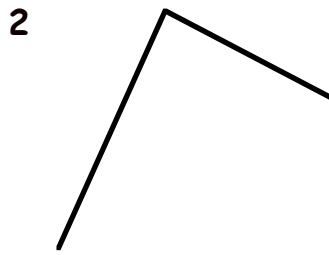

$$\begin{array}{r} 22 \quad 305 \\ 226 \\ + 157 \\ \hline \end{array}$$

$$\begin{array}{r} 23 \quad 342 \\ 235 \\ + 261 \\ \hline \end{array}$$

$$\begin{array}{r} 24 \quad 57 \\ 635 \\ + 254 \\ \hline \end{array}$$

Show this to your teacher, then go to page 57 Exercise 6

Mark in any angle you see with  and colour each one.



Show this to your teacher, then go to page 63 Question 2

Use your **template** to find the 7 Right Angles. Tick **YES** or **NO** in the box.

1

yes	
no	

2

yes	
no	

3

yes	
no	

4

yes	
no	

5

yes	
no	

6

yes	
no	

7

yes	
no	

8

yes	
no	

9

yes	
no	

10

yes	
no	

11

yes	
no	

12

yes	
no	

Show this to your teacher, then go to page 66 Question 8

Complete :- (You may use counters to help you).

$$\begin{array}{r} 1 \quad 15 \\ - 2 \\ \hline \square \end{array}$$

$$\begin{array}{r} 2 \quad 18 \\ - 3 \\ \hline \square \end{array}$$

$$\begin{array}{r} 3 \quad 16 \\ - 5 \\ \hline \square \end{array}$$

$$\begin{array}{r} 4 \quad 19 \\ - 4 \\ \hline \square \end{array}$$

$$\begin{array}{r} 5 \quad 27 \\ - 6 \\ \hline \square \end{array}$$

$$\begin{array}{r} 6 \quad 29 \\ - 7 \\ \hline \square \end{array}$$

$$\begin{array}{r} 7 \quad 28 \\ - 8 \\ \hline \square \end{array}$$

$$\begin{array}{r} 8 \quad 29 \\ - 9 \\ \hline \square \end{array}$$

$$\begin{array}{r} 9 \quad 48 \\ - 4 \\ \hline \square \end{array}$$

$$\begin{array}{r} 10 \quad 59 \\ - 2 \\ \hline \square \end{array}$$

$$\begin{array}{r} 11 \quad 68 \\ - 6 \\ \hline \square \end{array}$$

$$\begin{array}{r} 12 \quad 79 \\ - 5 \\ \hline \square \end{array}$$

$$\begin{array}{r} 13 \quad 57 \\ - 7 \\ \hline \square \end{array}$$

$$\begin{array}{r} 14 \quad 39 \\ - 8 \\ \hline \square \end{array}$$

$$\begin{array}{r} 15 \quad 89 \\ - 1 \\ \hline \square \end{array}$$

$$\begin{array}{r} 16 \quad 28 \\ - 6 \\ \hline \square \end{array}$$

$$\begin{array}{r} 17 \quad 76 \\ - 3 \\ \hline \square \end{array}$$

$$\begin{array}{r} 18 \quad 37 \\ - 7 \\ \hline \square \end{array}$$

$$\begin{array}{r} 19 \quad 99 \\ - 9 \\ \hline \square \end{array}$$

$$\begin{array}{r} 20 \quad 87 \\ - 2 \\ \hline \square \end{array}$$

$$\begin{array}{r} 21 \quad 19 \\ - 8 \\ \hline \square \end{array}$$

$$\begin{array}{r} 22 \quad 58 \\ - 7 \\ \hline \square \end{array}$$

$$\begin{array}{r} 23 \quad 77 \\ - 4 \\ \hline \square \end{array}$$

$$\begin{array}{r} 24 \quad 55 \\ - 5 \\ \hline \square \end{array}$$

$$\begin{array}{r} 25 \quad 37 \\ - 6 \\ \hline \square \end{array}$$

$$\begin{array}{r} 26 \quad 87 \\ - 7 \\ \hline \square \end{array}$$

$$\begin{array}{r} 27 \quad 51 \\ - 1 \\ \hline \square \end{array}$$

$$\begin{array}{r} 28 \quad 88 \\ - 5 \\ \hline \square \end{array}$$

Show this to your teacher, then go to page 68 Exercise 1

Complete :- (You may use counters to help you).

$$\begin{array}{r} 1 \quad 26 \\ - 15 \\ \hline \square \end{array}$$

$$\begin{array}{r} 2 \quad 62 \\ - 22 \\ \hline \square \end{array}$$

$$\begin{array}{r} 3 \quad 51 \\ - 20 \\ \hline \square \end{array}$$

$$\begin{array}{r} 4 \quad 78 \\ - 55 \\ \hline \square \end{array}$$

$$\begin{array}{r} 5 \quad 92 \\ - 71 \\ \hline \square \end{array}$$

$$\begin{array}{r} 6 \quad 99 \\ - 54 \\ \hline \square \end{array}$$

$$\begin{array}{r} 7 \quad 83 \\ - 63 \\ \hline \square \end{array}$$

$$\begin{array}{r} 8 \quad 66 \\ - 14 \\ \hline \square \end{array}$$

$$\begin{array}{r} 9 \quad 39 \\ - 27 \\ \hline \square \end{array}$$

$$\begin{array}{r} 10 \quad 29 \\ - 12 \\ \hline \square \end{array}$$

$$\begin{array}{r} 11 \quad 32 \\ - 30 \\ \hline \square \end{array}$$

$$\begin{array}{r} 12 \quad 38 \\ - 26 \\ \hline \square \end{array}$$

$$\begin{array}{r} 13 \quad 48 \\ - 33 \\ \hline \square \end{array}$$

$$\begin{array}{r} 14 \quad 59 \\ - 48 \\ \hline \square \end{array}$$

$$\begin{array}{r} 15 \quad 73 \\ - 53 \\ \hline \square \end{array}$$

$$\begin{array}{r} 16 \quad 58 \\ - 23 \\ \hline \square \end{array}$$

$$\begin{array}{r} 17 \quad 87 \\ - 66 \\ \hline \square \end{array}$$

$$\begin{array}{r} 18 \quad 35 \\ - 21 \\ \hline \square \end{array}$$

$$\begin{array}{r} 19 \quad 55 \\ - 15 \\ \hline \square \end{array}$$

$$\begin{array}{r} 20 \quad 46 \\ - 12 \\ \hline \square \end{array}$$

$$\begin{array}{r} 21 \quad 41 \\ - 41 \\ \hline \square \end{array}$$

$$\begin{array}{r} 22 \quad 64 \\ - 31 \\ \hline \square \end{array}$$

$$\begin{array}{r} 23 \quad 75 \\ - 55 \\ \hline \square \end{array}$$

$$\begin{array}{r} 24 \quad 94 \\ - 71 \\ \hline \square \end{array}$$

$$\begin{array}{r} 25 \quad 79 \\ - 58 \\ \hline \square \end{array}$$

$$\begin{array}{r} 26 \quad 58 \\ - 44 \\ \hline \square \end{array}$$

$$\begin{array}{r} 27 \quad 99 \\ - 34 \\ \hline \square \end{array}$$

$$\begin{array}{r} 28 \quad 82 \\ - 62 \\ \hline \square \end{array}$$

Show this to your teacher, then go to page 70 Exercise 2

Complete :-

$$\begin{array}{r} 1 \quad 876 \\ - 174 \\ \hline \end{array}$$

$$\begin{array}{r} 2 \quad 556 \\ - 234 \\ \hline \end{array}$$

$$\begin{array}{r} 3 \quad 427 \\ - 105 \\ \hline \end{array}$$

$$\begin{array}{r} 4 \quad 648 \\ - 35 \\ \hline \end{array}$$

$$\begin{array}{r} 5 \quad 486 \\ - 136 \\ \hline \end{array}$$

$$\begin{array}{r} 6 \quad 567 \\ - 342 \\ \hline \end{array}$$

$$\begin{array}{r} 7 \quad 893 \\ - 173 \\ \hline \end{array}$$

$$\begin{array}{r} 8 \quad 784 \\ - 32 \\ \hline \end{array}$$

$$\begin{array}{r} 9 \quad 859 \\ - 47 \\ \hline \end{array}$$

$$\begin{array}{r} 10 \quad 698 \\ - 147 \\ \hline \end{array}$$

$$\begin{array}{r} 11 \quad 777 \\ - 154 \\ \hline \end{array}$$

$$\begin{array}{r} 12 \quad 978 \\ - 642 \\ \hline \end{array}$$

$$\begin{array}{r} 13 \quad 697 \\ - 263 \\ \hline \end{array}$$

$$\begin{array}{r} 14 \quad 858 \\ - 742 \\ \hline \end{array}$$

$$\begin{array}{r} 15 \quad 875 \\ - 75 \\ \hline \end{array}$$

$$\begin{array}{r} 16 \quad 977 \\ - 854 \\ \hline \end{array}$$

$$\begin{array}{r} 17 \quad 669 \\ - 148 \\ \hline \end{array}$$

$$\begin{array}{r} 18 \quad 499 \\ - 308 \\ \hline \end{array}$$

$$\begin{array}{r} 19 \quad 898 \\ - 7 \\ \hline \end{array}$$

$$\begin{array}{r} 20 \quad 776 \\ - 474 \\ \hline \end{array}$$

$$\begin{array}{r} 21 \quad 639 \\ - 218 \\ \hline \end{array}$$

$$\begin{array}{r} 22 \quad 388 \\ - 157 \\ \hline \end{array}$$

$$\begin{array}{r} 23 \quad 594 \\ - 261 \\ \hline \end{array}$$

$$\begin{array}{r} 24 \quad 657 \\ - 254 \\ \hline \end{array}$$

Show this to your teacher, then go to page 72 Exercise 3



How many :-

1.



are in



?

2.



are in



?

3.



are in



?

4.



are in



?

5.



are in



?

6.



are in



?

7.



are in



?

8.



are in



?

9.



are in



?

10.



are in



?

11.



are in



?

Show this to your teacher, then go to page 77 Question 7

List the coins you might use to pay for each item **exactly** :-

1



15p

2



67p

3



56p

4



88p

5



63p

6



98p

Show this to your teacher.

Complete :- (You may use counters to help you).

$$\begin{array}{r} 1 \quad \overset{2}{3} \overset{1}{1} \\ - 4 \\ \hline \end{array}$$

27

$$\begin{array}{r} 2 \quad 40 \\ - 9 \\ \hline \end{array}$$

$$\begin{array}{r} 3 \quad 16 \\ - 7 \\ \hline \end{array}$$

$$\begin{array}{r} 4 \quad 61 \\ - 6 \\ \hline \end{array}$$

$$\begin{array}{r} 5 \quad 43 \\ - 9 \\ \hline \end{array}$$

$$\begin{array}{r} 6 \quad 70 \\ - 1 \\ \hline \end{array}$$

$$\begin{array}{r} 7 \quad 72 \\ - 3 \\ \hline \end{array}$$

$$\begin{array}{r} 8 \quad 60 \\ - 8 \\ \hline \end{array}$$

$$\begin{array}{r} 9 \quad 21 \\ - 7 \\ \hline \end{array}$$

$$\begin{array}{r} 10 \quad 30 \\ - 3 \\ \hline \end{array}$$

$$\begin{array}{r} 11 \quad 38 \\ - 9 \\ \hline \end{array}$$

$$\begin{array}{r} 12 \quad 74 \\ - 5 \\ \hline \end{array}$$

$$\begin{array}{r} 13 \quad 14 \\ - 6 \\ \hline \end{array}$$

$$\begin{array}{r} 14 \quad 23 \\ - 9 \\ \hline \end{array}$$

$$\begin{array}{r} 15 \quad 81 \\ - 2 \\ \hline \end{array}$$

$$\begin{array}{r} 16 \quad 91 \\ - 4 \\ \hline \end{array}$$

$$\begin{array}{r} 17 \quad 27 \\ - 8 \\ \hline \end{array}$$

$$\begin{array}{r} 18 \quad 61 \\ - 3 \\ \hline \end{array}$$

$$\begin{array}{r} 19 \quad 33 \\ - 6 \\ \hline \end{array}$$

$$\begin{array}{r} 20 \quad 56 \\ - 7 \\ \hline \end{array}$$

$$\begin{array}{r} 21 \quad 74 \\ - 5 \\ \hline \end{array}$$

$$\begin{array}{r} 22 \quad 50 \\ - 1 \\ \hline \end{array}$$

$$\begin{array}{r} 23 \quad 83 \\ - 8 \\ \hline \end{array}$$

$$\begin{array}{r} 24 \quad 66 \\ - 7 \\ \hline \end{array}$$

$$\begin{array}{r} 25 \quad 45 \\ - 6 \\ \hline \end{array}$$

$$\begin{array}{r} 26 \quad 53 \\ - 4 \\ \hline \end{array}$$

$$\begin{array}{r} 27 \quad 51 \\ - 2 \\ \hline \end{array}$$

$$\begin{array}{r} 28 \quad 36 \\ - 8 \\ \hline \end{array}$$

Show this to your teacher, then go to page 81 Exercise 1

Complete :- (You may use counters to help you).

$$\begin{array}{r} 1 \quad 23 \\ -15 \\ \hline \square \end{array}$$

$$\begin{array}{r} 2 \quad 73 \\ -58 \\ \hline \square \end{array}$$

$$\begin{array}{r} 3 \quad 51 \\ -39 \\ \hline \square \end{array}$$

$$\begin{array}{r} 4 \quad 82 \\ -66 \\ \hline \square \end{array}$$

$$\begin{array}{r} 5 \quad 94 \\ -85 \\ \hline \square \end{array}$$

$$\begin{array}{r} 6 \quad 90 \\ -11 \\ \hline \square \end{array}$$

$$\begin{array}{r} 7 \quad 91 \\ -74 \\ \hline \square \end{array}$$

$$\begin{array}{r} 8 \quad 71 \\ -33 \\ \hline \square \end{array}$$

$$\begin{array}{r} 9 \quad 75 \\ -59 \\ \hline \square \end{array}$$

$$\begin{array}{r} 10 \quad 85 \\ -56 \\ \hline \square \end{array}$$

$$\begin{array}{r} 11 \quad 51 \\ -37 \\ \hline \square \end{array}$$

$$\begin{array}{r} 12 \quad 94 \\ -86 \\ \hline \square \end{array}$$

$$\begin{array}{r} 13 \quad 71 \\ -43 \\ \hline \square \end{array}$$

$$\begin{array}{r} 14 \quad 82 \\ -19 \\ \hline \square \end{array}$$

$$\begin{array}{r} 15 \quad 50 \\ -21 \\ \hline \square \end{array}$$

$$\begin{array}{r} 16 \quad 95 \\ -77 \\ \hline \square \end{array}$$

$$\begin{array}{r} 17 \quad 92 \\ -84 \\ \hline \square \end{array}$$

$$\begin{array}{r} 18 \quad 42 \\ -25 \\ \hline \square \end{array}$$

$$\begin{array}{r} 19 \quad 71 \\ -54 \\ \hline \square \end{array}$$

$$\begin{array}{r} 20 \quad 81 \\ -65 \\ \hline \square \end{array}$$

$$\begin{array}{r} 21 \quad 92 \\ -44 \\ \hline \square \end{array}$$

$$\begin{array}{r} 22 \quad 93 \\ -65 \\ \hline \square \end{array}$$

$$\begin{array}{r} 23 \quad 81 \\ -34 \\ \hline \square \end{array}$$

$$\begin{array}{r} 24 \quad 62 \\ -47 \\ \hline \square \end{array}$$

$$\begin{array}{r} 25 \quad 90 \\ -82 \\ \hline \square \end{array}$$

$$\begin{array}{r} 26 \quad 96 \\ -77 \\ \hline \square \end{array}$$

$$\begin{array}{r} 27 \quad 86 \\ -29 \\ \hline \square \end{array}$$

$$\begin{array}{r} 28 \quad 88 \\ -29 \\ \hline \square \end{array}$$

Show this to your teacher, then go to page 83 question 1

Complete :-

$$\begin{array}{r} 1 \quad 876 \\ - 158 \\ \hline \end{array}$$

$$\begin{array}{r} 2 \quad 586 \\ - 248 \\ \hline \end{array}$$

$$\begin{array}{r} 3 \quad 421 \\ - 105 \\ \hline \end{array}$$

$$\begin{array}{r} 4 \quad 648 \\ - 39 \\ \hline \end{array}$$

$$\begin{array}{r} 5 \quad 481 \\ - 156 \\ \hline \end{array}$$

$$\begin{array}{r} 6 \quad 542 \\ - 319 \\ \hline \end{array}$$

$$\begin{array}{r} 7 \quad 860 \\ - 133 \\ \hline \end{array}$$

$$\begin{array}{r} 8 \quad 784 \\ - 37 \\ \hline \end{array}$$

$$\begin{array}{r} 9 \quad 839 \\ - 247 \\ \hline \end{array}$$

$$\begin{array}{r} 10 \quad 618 \\ - 146 \\ \hline \end{array}$$

$$\begin{array}{r} 11 \quad 707 \\ - 154 \\ \hline \end{array}$$

$$\begin{array}{r} 12 \quad 918 \\ - 642 \\ \hline \end{array}$$

$$\begin{array}{r} 13 \quad 647 \\ - 263 \\ \hline \end{array}$$

$$\begin{array}{r} 14 \quad 808 \\ - 742 \\ \hline \end{array}$$

$$\begin{array}{r} 15 \quad 825 \\ - 75 \\ \hline \end{array}$$

$$\begin{array}{r} 16 \quad 927 \\ - 874 \\ \hline \end{array}$$

$$\begin{array}{r} 17 \quad 614 \\ - 148 \\ \hline \end{array}$$

$$\begin{array}{r} 18 \quad 423 \\ - 258 \\ \hline \end{array}$$

$$\begin{array}{r} 19 \quad 814 \\ - 67 \\ \hline \end{array}$$

$$\begin{array}{r} 20 \quad 700 \\ - 474 \\ \hline \end{array}$$

$$\begin{array}{r} 21 \quad 600 \\ - 218 \\ \hline \end{array}$$

$$\begin{array}{r} 22 \quad 324 \\ - 257 \\ \hline \end{array}$$

$$\begin{array}{r} 23 \quad 534 \\ - 461 \\ \hline \end{array}$$

$$\begin{array}{r} 24 \quad 652 \\ - 254 \\ \hline \end{array}$$

Show this to your teacher, then go to page 85 Exercise 3

1. Write these amounts using a **decimal point** :- (54p = £0.54).

a 75p =

b 46p =

c 40p =

d 17p =

e 89p =

f 50p =

g 39p =

h 100p =

2. Write each of these as **pence** without a decimal point :- (£0.62 = 62p)

a £0.48 =

b £0.73 =

c £0.90 =

d £0.24 =

e £1.00 =

f £0.03 =

3. **Seventy two pence** can be written as :- **72p** or **£0.72**

Write these in **2 ways** :-

a seventy four pence =

b twenty five pence =

c ninety pence =

d forty pence =

e one pound and twenty six pence =

f one pound and thirty eight pence =

Show this to your teacher, then go to page 90 Exercise 1

Try these additions and subtractions :-

$$\begin{array}{r} 1 \quad \text{£}0.44 \\ + \text{£}0.15 \\ \hline \end{array}$$

$$\begin{array}{r} 2 \quad \text{£}0.67 \\ + \text{£}0.31 \\ \hline \end{array}$$

$$\begin{array}{r} 3 \quad \text{£}0.53 \\ + \text{£}0.34 \\ \hline \end{array}$$

$$\begin{array}{r} 4 \quad \text{£}0.45 \\ + \text{£}0.16 \\ \hline \end{array}$$

$$\begin{array}{r} 5 \quad \text{£}0.14 \\ + \text{£}0.38 \\ \hline \end{array}$$

$$\begin{array}{r} 6 \quad \text{£}0.46 \\ + \text{£}0.26 \\ \hline \end{array}$$

$$\begin{array}{r} 7 \quad \text{£}0.40 \\ + \text{£}0.50 \\ \hline \end{array}$$

$$\begin{array}{r} 8 \quad \text{£}0.35 \\ + \text{£}0.55 \\ \hline \end{array}$$

$$\begin{array}{r} 9 \quad \text{£}0.23 \\ + \text{£}0.69 \\ \hline \end{array}$$

$$\begin{array}{r} 10 \quad \text{£}0.47 \\ + \text{£}0.29 \\ \hline \end{array}$$

$$\begin{array}{r} 11 \quad \text{£}0.76 \\ + \text{£}0.24 \\ \hline \end{array}$$

$$\begin{array}{r} 12 \quad \text{£}0.19 \\ + \text{£}0.79 \\ \hline \end{array}$$

$$\begin{array}{r} * \quad 13 \quad \text{£}0.54 \\ \quad \quad - \text{£}0.12 \\ \hline \end{array}$$

$$\begin{array}{r} 14 \quad \text{£}0.76 \\ - \text{£}0.41 \\ \hline \end{array}$$

$$\begin{array}{r} 15 \quad \text{£}0.75 \\ - \text{£}0.35 \\ \hline \end{array}$$

$$\begin{array}{r} 16 \quad \text{£}0.49 \\ - \text{£}0.25 \\ \hline \end{array}$$

$$\begin{array}{r} 17 \quad \text{£}0.88 \\ - \text{£}0.75 \\ \hline \end{array}$$

$$\begin{array}{r} 18 \quad \text{£}0.76 \\ - \text{£}0.26 \\ \hline \end{array}$$

$$\begin{array}{r} 19 \quad \text{£}0.90 \\ - \text{£}0.30 \\ \hline \end{array}$$

$$\begin{array}{r} 20 \quad \text{£}0.72 \\ - \text{£}0.47 \\ \hline \end{array}$$

$$\begin{array}{r} 21 \quad \text{£}0.65 \\ - \text{£}0.18 \\ \hline \end{array}$$

Show this to your teacher, then go to page 91 Exercise 2

1. How much does each person have ?

a Tim



£

b Jenna



£

c Lucy



£

d Jane



£

e Harry



£

f James



£

g Lara



£

h Thomas



£

Show this to your teacher, then go to page 94 Exercise 3

Try these **additions** of money :-

1. a £1.44
 + £2.35

b £3.67
 + £1.31

c £2.57
 + £1.34

d £3.42
 + £0.88

e £1.95
 + £1.36

f £1.46
 + £1.46

Try these **subtractions** of money :-

2. a £4.90
 - £2.50

b £3.65
 - £2.25

c £4.63
 - £1.29

d £2.27
 - £1.37

e £1.16
 - £0.24

f £4.05
 - £1.75

Try this **mixture** of **additions** and **subtractions** of money :-

3. a £3.54
 - £2.16

b £1.76
 + £1.47

c £4.25
 - £1.60

d £3.49
 + £1.49

e £2.28
 - £0.75

f £2.76
 + £2.24

Show this to your teacher, then go to page 95 Question 2

1. How much does each boy have ?

a Jack



£

b Terry



£

2. a
$$\begin{array}{r} \pounds 6.44 \\ + \pounds 2.35 \\ \hline \end{array}$$

b
$$\begin{array}{r} \pounds 3.67 \\ + \pounds 5.34 \\ \hline \end{array}$$

c
$$\begin{array}{r} \pounds 7.47 \\ + \pounds 2.24 \\ \hline \end{array}$$

d
$$\begin{array}{r} \pounds 3.22 \\ + \pounds 5.78 \\ \hline \end{array}$$

e
$$\begin{array}{r} \pounds 4.91 \\ + \pounds 2.36 \\ \hline \end{array}$$

f
$$\begin{array}{r} \pounds 3.56 \\ + \pounds 2.94 \\ \hline \end{array}$$

*
$$\begin{array}{r} \pounds 9.80 \\ - \pounds 2.30 \\ \hline \end{array}$$

h
$$\begin{array}{r} \pounds 8.65 \\ - \pounds 3.45 \\ \hline \end{array}$$

i
$$\begin{array}{r} \pounds 7.63 \\ - \pounds 2.28 \\ \hline \end{array}$$

j
$$\begin{array}{r} \pounds 9.27 \\ - \pounds 0.67 \\ \hline \end{array}$$

k
$$\begin{array}{r} \pounds 6.36 \\ - \pounds 0.94 \\ \hline \end{array}$$

l
$$\begin{array}{r} \pounds 8.05 \\ - \pounds 3.85 \\ \hline \end{array}$$

m
$$\begin{array}{r} \pounds 6.49 \\ + \pounds 2.49 \\ \hline \end{array}$$

n
$$\begin{array}{r} \pounds 9.00 \\ - \pounds 5.75 \\ \hline \end{array}$$

o
$$\begin{array}{r} \pounds 10.00 \\ - \pounds 2.80 \\ \hline \end{array}$$

Show this to your teacher, then go to page 96 Exercise 4

1. Write each list in the correct order.

a Days

Monday

Tues.....

W.....

.....

.....

.....

.....

b Months

January

Feb.....

M.....

.....

.....

.....

.....

.....

.....

.....

.....


c Seasons

Spr.....

.....

.....

.....



Show this to your teacher

1. Write down the missing words :-

- a Monday, Tuesday, Wednesday, , Friday.
- b Friday, , Sunday, Monday, .
- c Wednesday, , Friday, , Sunday.
- d Saturday, , Monday, , Wednesday.
- e Tuesday, , , , Saturday.
- f January, February, March, , May, ..
- g July, August, , October, , December.
- h March, , May, , July, .

2. a In which **season** do we usually get snow in Scotland ?

b In which **season** do you get your holidays in July ?

3. a What day is 4 days **before** Friday ?

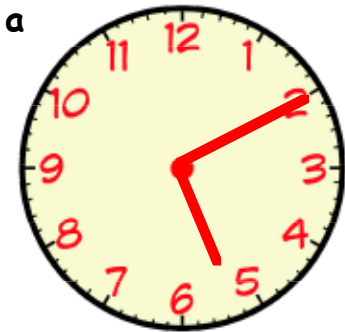
b What day is 7 days **before** Tuesday ?

c What month is 2 months **before** April ?

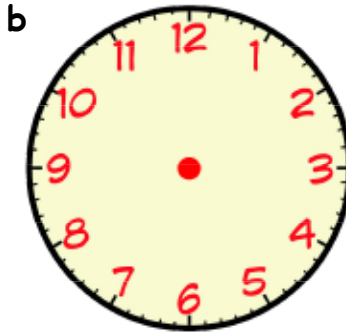
d What month is 5 months **before** August ?

Show this to your teacher, then go to page 99 Exercise 1

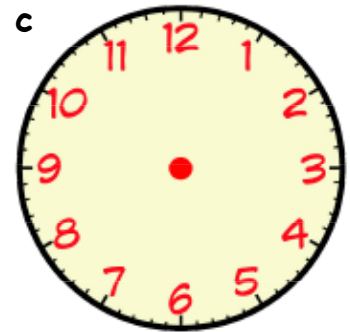
1. Draw hands on the clocks to show the times.



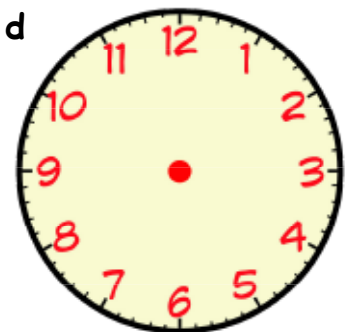
10 minutes past 5



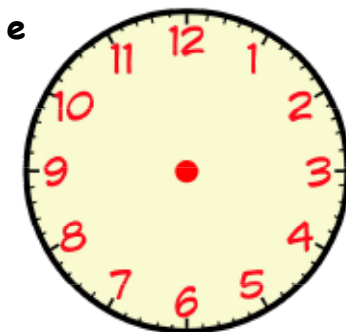
20 minutes past 8



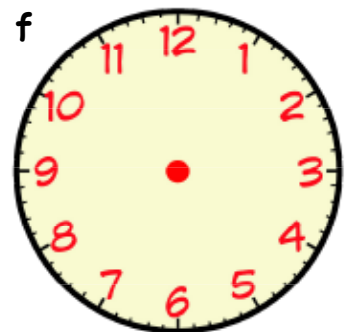
10 minutes to 6



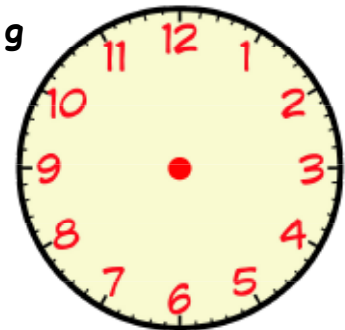
25 minutes past 9



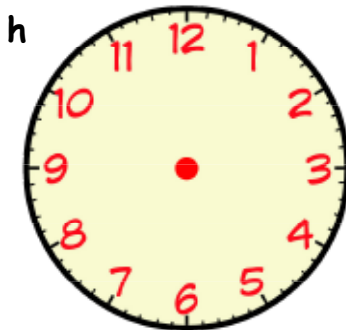
quarter to 1



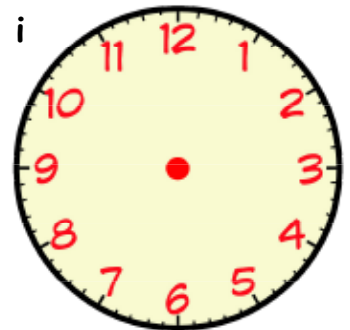
half past 12



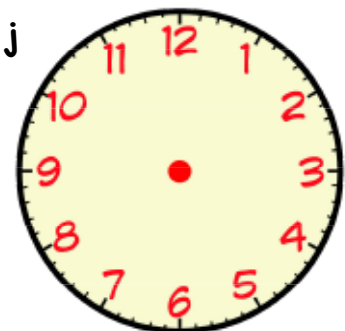
5 minutes to 4



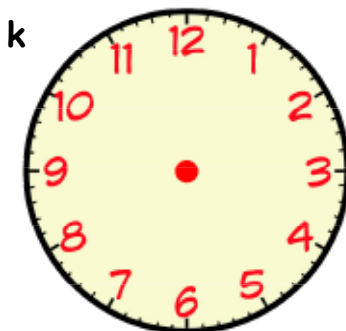
25 minutes to 2



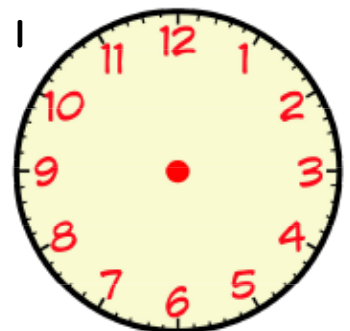
5 minutes past 3



20 minutes to 7



quarter to 6



midnight

Show this to your teacher, then go to page 101 Question 2

Complete these multiplications :-

$$\begin{array}{r} 1 \quad 19 \\ \times 2 \\ \hline \end{array}$$

$$\begin{array}{r} 2 \quad 51 \\ \times 2 \\ \hline \end{array}$$

$$\begin{array}{r} 3 \quad 62 \\ \times 2 \\ \hline \end{array}$$

$$\begin{array}{r} 4 \quad 37 \\ \times 2 \\ \hline \end{array}$$

$$\begin{array}{r} 5 \quad 23 \\ \times 2 \\ \hline \end{array}$$

$$\begin{array}{r} 6 \quad 44 \\ \times 2 \\ \hline \end{array}$$

$$\begin{array}{r} 7 \quad 52 \\ \times 2 \\ \hline \end{array}$$

$$\begin{array}{r} 8 \quad 35 \\ \times 2 \\ \hline \end{array}$$

$$\begin{array}{r} 9 \quad 64 \\ \times 2 \\ \hline \end{array}$$

$$\begin{array}{r} 10 \quad 41 \\ \times 2 \\ \hline \end{array}$$

$$\begin{array}{r} 11 \quad 27 \\ \times 2 \\ \hline \end{array}$$

$$\begin{array}{r} 12 \quad 69 \\ \times 2 \\ \hline \end{array}$$

$$\begin{array}{r} 13 \quad 33 \\ \times 2 \\ \hline \end{array}$$

$$\begin{array}{r} 14 \quad 46 \\ \times 2 \\ \hline \end{array}$$

$$\begin{array}{r} 15 \quad 71 \\ \times 2 \\ \hline \end{array}$$

$$\begin{array}{r} 16 \quad 67 \\ \times 2 \\ \hline \end{array}$$

$$\begin{array}{r} 17 \quad 55 \\ \times 2 \\ \hline \end{array}$$

$$\begin{array}{r} 18 \quad 39 \\ \times 2 \\ \hline \end{array}$$

$$\begin{array}{r} 19 \quad 28 \\ \times 2 \\ \hline \end{array}$$

$$\begin{array}{r} 20 \quad 84 \\ \times 2 \\ \hline \end{array}$$

$$\begin{array}{r} 21 \quad 93 \\ \times 2 \\ \hline \end{array}$$

Show this to your teacher, then go to page 106 Exercise 2

Complete these multiplications :-

$$\begin{array}{r} 1 \quad 18 \\ \times 3 \\ \hline \square \end{array}$$

$$\begin{array}{r} 2 \quad 50 \\ \times 3 \\ \hline \square \end{array}$$

$$\begin{array}{r} 3 \quad 61 \\ \times 3 \\ \hline \square \end{array}$$

$$\begin{array}{r} 4 \quad 36 \\ \times 3 \\ \hline \square \end{array}$$

$$\begin{array}{r} 5 \quad 22 \\ \times 3 \\ \hline \square \end{array}$$

$$\begin{array}{r} 6 \quad 43 \\ \times 3 \\ \hline \square \end{array}$$

$$\begin{array}{r} 7 \quad 51 \\ \times 3 \\ \hline \square \end{array}$$

$$\begin{array}{r} 8 \quad 34 \\ \times 3 \\ \hline \square \end{array}$$

$$\begin{array}{r} 9 \quad 63 \\ \times 3 \\ \hline \square \end{array}$$

$$\begin{array}{r} 10 \quad 40 \\ \times 3 \\ \hline \square \end{array}$$

$$\begin{array}{r} 11 \quad 26 \\ \times 3 \\ \hline \square \end{array}$$

$$\begin{array}{r} 12 \quad 68 \\ \times 3 \\ \hline \square \end{array}$$

$$\begin{array}{r} 13 \quad 32 \\ \times 3 \\ \hline \square \end{array}$$

$$\begin{array}{r} 14 \quad 45 \\ \times 3 \\ \hline \square \end{array}$$

$$\begin{array}{r} 15 \quad 70 \\ \times 3 \\ \hline \square \end{array}$$

$$\begin{array}{r} 16 \quad 66 \\ \times 3 \\ \hline \square \end{array}$$

$$\begin{array}{r} 17 \quad 54 \\ \times 3 \\ \hline \square \end{array}$$

$$\begin{array}{r} 18 \quad 38 \\ \times 3 \\ \hline \square \end{array}$$

$$\begin{array}{r} 19 \quad 27 \\ \times 3 \\ \hline \square \end{array}$$

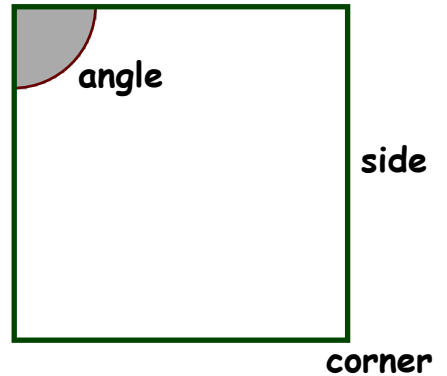
$$\begin{array}{r} 20 \quad 83 \\ \times 3 \\ \hline \square \end{array}$$

$$\begin{array}{r} 21 \quad 92 \\ \times 3 \\ \hline \square \end{array}$$

Show this to your teacher, then go to page 110 Exercise 4

1. Look at this square.

- a Write the word **side** next to each side.
- b Write the word **corner** next to each corner.
- c Shade in each **angle** :-



2. a Colour each **angle** in this shape.
b Mark each **side** and **corner**.

Complete each sentence :-

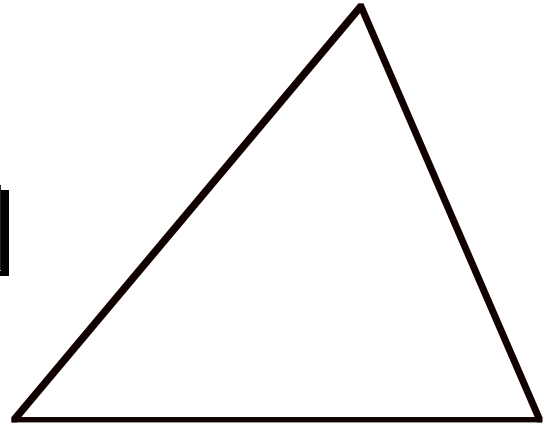
c This shape is called a

d This shape has

angles.

e This shape has

sides.



3. a Colour each **angle** in this shape.
b Mark each **side** and **corner**.

Complete each sentence :-


c This shape is called a

d This shape has

angles.

e This shape has

sides.



Show this to your teacher, then go to page 115 Exercise 2

1. Complete each calculation :-

a $\boxed{}$
 $2 \overline{)22}$

b $\boxed{}$
 $2 \overline{)48}$

c $\boxed{}$
 $2 \overline{)42}$

d $\boxed{}$
 $2 \overline{)26}$

e $\boxed{}$
 $2 \overline{)46}$

f $\boxed{}$
 $2 \overline{)64}$

g $\boxed{}$
 $2 \overline{)86}$

h $\boxed{}$
 $2 \overline{)28}$

i $\boxed{}$
 $2 \overline{)44}$

j $\boxed{}$
 $2 \overline{)66}$

k $\boxed{}$
 $2 \overline{)82}$

l $\boxed{}$
 $2 \overline{)88}$

m $\boxed{}$
 $2 \overline{)62}$

n $\boxed{}$
 $2 \overline{)68}$

o $\boxed{}$
 $2 \overline{)20}$

p $\boxed{}$
 $2 \overline{)80}$

2. Show all your working.

a 24 sweets were **divided equally** between Ben and Nick.
How many sweets did each boy get ?



$$\boxed{2 \overline{)24}}$$

b Jane and Jemma **shared** £48 **equally**.
How much did each girl get ?

$$\boxed{}$$

c Spot and Digger **shared** 66 treats **equally**.
How many treats did each dog get ?

$$\boxed{}$$



Show this to your teacher, then go to page 123 Exercise 3

1. Complete each calculation :-

a $\begin{array}{r} \square \\ 3 \overline{)36} \end{array}$

b $\begin{array}{r} \square \\ 3 \overline{)39} \end{array}$

c $\begin{array}{r} \square \\ 3 \overline{)69} \end{array}$

d $\begin{array}{r} \square \\ 3 \overline{)63} \end{array}$

e $\begin{array}{r} \square \\ 3 \overline{)93} \end{array}$

f $\begin{array}{r} \square \\ 3 \overline{)99} \end{array}$

g $\begin{array}{r} \square \\ 3 \overline{)66} \end{array}$

h $\begin{array}{r} \square \\ 3 \overline{)96} \end{array}$

i $\begin{array}{r} \square \\ 3 \overline{)33} \end{array}$

j $\begin{array}{r} \square \\ 3 \overline{)30} \end{array}$

k $\begin{array}{r} \square \\ 3 \overline{)60} \end{array}$

l $\begin{array}{r} \square \\ 3 \overline{)90} \end{array}$

2. Show all your working.

- a 3 pupils **shared** 30 crayons **equally**.
How many crayons did each pupil get ?

$$\begin{array}{r} \square \\ 3 \overline{)30} \end{array}$$



- b 63 chips were **shared equally** among 3 boys.
How many did each boy get ?

$$\begin{array}{r} \square \\ \square \overline{)63} \end{array}$$



- c Bill, Ben and Dan **shared** 39 marbles **equally**.
How many marbles did each boy get ?

$$\begin{array}{r} \square \\ \square \overline{)39} \end{array}$$



- d Ravi and his two friends **shared** £96 **equally**.
How much money did each person get ?

$$\begin{array}{r} \square \\ \square \overline{)96} \end{array}$$

Show this to your teacher, then go to page 128 Question 4

1. Fill in the missing numbers :-

a $8 + \square = 9$

b $5 + \square = 8$

c $3 + \square = 12$

d $6 + \square = 14$

e $4 + \square = 17$

f $11 + \square = 19$

g $9 - \square = 6$

h $10 - \square = 2$

i $11 - \square = 3$

j $17 - \square = 4$

k $13 - \square = 5$

l $17 - \square = 11$

m $22 + \square = 25$

n $20 - \square = 13$

o $15 + \square = 24$

p $23 - \square = 14$

q $13 + \square = 13$

r $22 - \square = 6$

2. Find what each symbol stands for in each of these :-

a $8 + \square = 9$
 $\square = \square$

b $9 - \square = 7$
 $\square = \square$

c $9 + \square = 13$
 $\square = \square$

d $8 + \square = 17$
 $\square = \square$

e $15 - \square = 6$
 $\square = \square$

f $7 + \square = 19$
 $\square = \square$

g $14 - \square = 3$
 $\square = \square$

h $16 + \square = 24$
 $\square = \square$

i $15 - \square = 8$
 $\square = \square$

Show this to your teacher, then go to page 130 Exercise 1

1. Fill in the missing numbers :-

a $18 + \square = 23$

b $15 + \square = 28$

c $13 + \square = 26$

d $26 - \square = 14$

e $24 - \square = 17$

f $22 - \square = 9$

g $9 + \square = 26$

h $29 - \square = 5$

i $18 + \square = 27$

2. Find what each symbol stands for in each of these :-

a $17 + \square = 29$
 $\square = \square$

b $19 - \text{circle} = 4$
 $\text{circle} = \square$

c $9 + \text{star} = 23$
 $\text{star} = \square$

d $18 + \text{triangle} = 27$
 $\text{triangle} = \square$

e $25 - \# = 6$
 $\# = \square$

f $9 + \square = 28$
 $\square = \square$

3. Put in the correct sign, (+ or -), in each box.

a $9 \square 5 = 14$

b $7 \square 1 = 6$

c $5 \square 7 = 12$

d $18 \square 9 = 9$

e $11 \square 8 = 3$

f $15 \square 3 = 18$

g $12 \square 12 = 0$

h $8 \square 8 = 16$

i $14 \square 5 = 9$

Show this to your teacher, then go to page 131 Exercise 2

1. Fill in the missing numbers :-

a $2 \times \square = 6$

b $3 \times \square = 12$

c $2 \times \square = 10$

d $3 \times \square = 18$

e $2 \times \square = 20$

f $3 \times \square = 3$

g $2 \times \square = 0$

h $3 \times \square = 21$

i $2 \times \square = 16$

j $\square \div 2 = 6$

k $\square \div 3 = 5$

l $\square \div 2 = 10$

m $\square \div 3 = 8$

n $\square \div 2 = 4$

o $\square \div 3 = 7$

2. Find what each symbol stands for in each of these :-

a $2 \times \square = 2$
 $\square = \square$

b $3 \times \bigcirc = 6$
 $\bigcirc = \square$

c $2 \times * = 18$
 $* = \square$

d $3 \times \nabla = 30$
 $\nabla = \square$

e $2 \times \# = 12$
 $\# = \square$

f $3 \times \square = 0$
 $\square = \square$

g $\nabla \div 2 = 6$
 $\nabla = \square$

h $? \div 3 = 5$
 $? = \square$

i $\star \div 2 = 10$
 $\star = \square$

Show this to your teacher, then go to page 132 Exercise 3

1. Fill in the correct sign :- x or ÷

a 8 2 = 4

b 8 2 = 16

c 12 3 = 4

d 5 3 = 15

e 20 2 = 10

f 21 3 = 7

g 2 2 = 1

h 6 3 = 18

i 2 2 = 4

2. Harder. Fill in the correct sign :- + - x or ÷

a 8 2 = 10

b 8 2 = 6

c 5 3 = 15

d 9 3 = 3

e 20 2 = 18

f 10 3 = 13

g 2 2 = 1

h 6 3 = 18

i 2 2 = 4

j 20 10 = 10

k 8 2 = 16

l 12 3 = 4

m 5 3 = 2

n 20 2 = 10

o 17 3 = 20

p 9 2 = 18

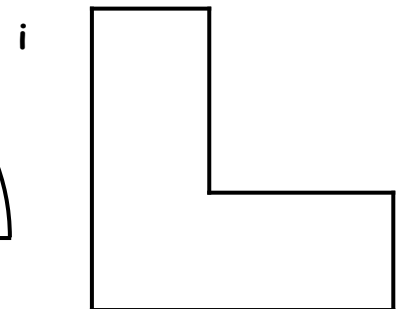
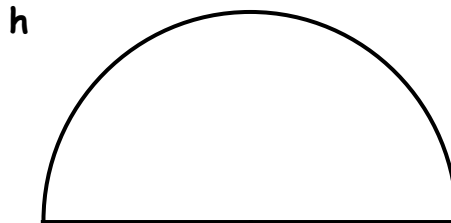
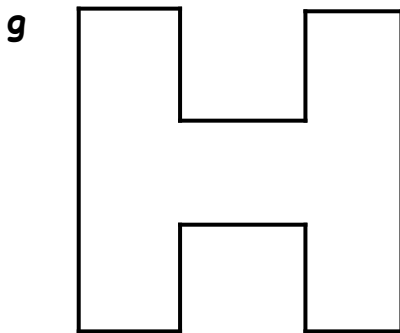
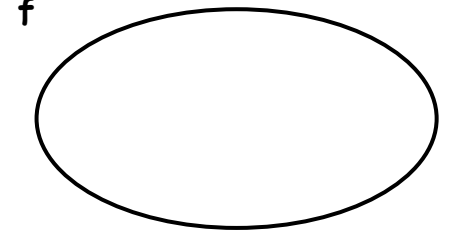
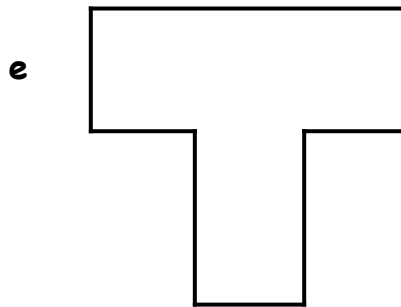
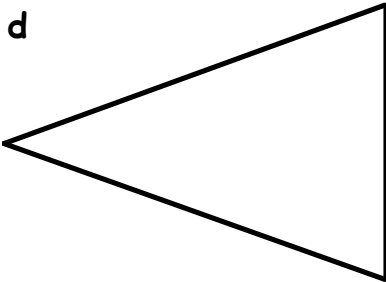
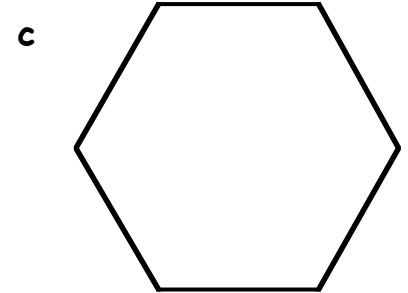

q 7 3 = 21

r 2 2 = 0

Show this to your teacher, then go to page 133 Exercise 4

You will need a ruler and coloured pencils.

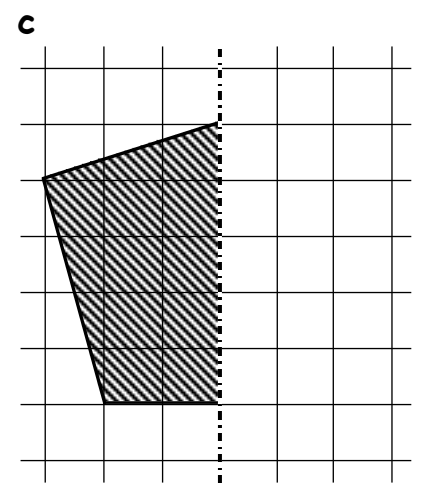
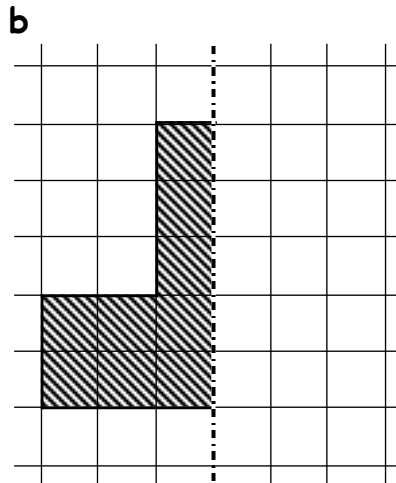
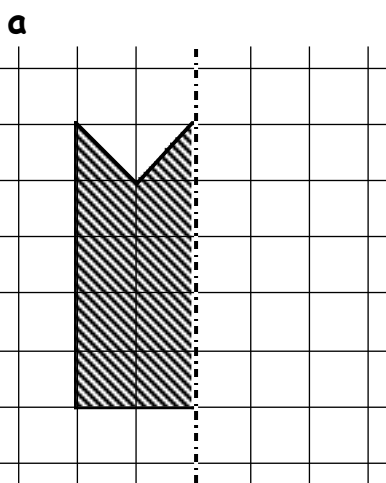
1. Draw a line using a coloured pencil to show how to **half** these shapes :-



careful!

2. These shapes have been **halved**. Only one half is shown.

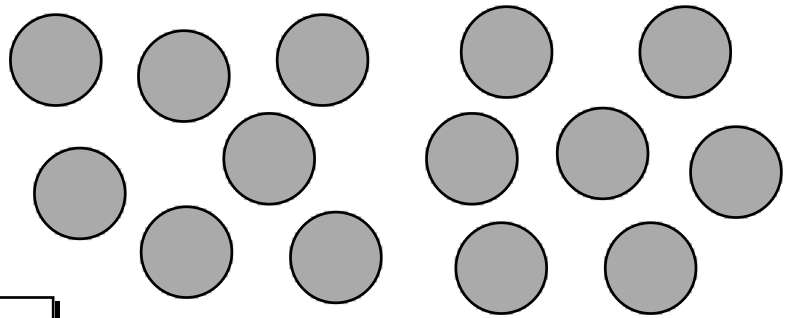
Neatly, draw in the **other half** so the dotted line is a **line of symmetry**.



Show this to your teacher, then go to page 136 Question 4


1. David has 14 counters.

- a Draw **round** some of the counters to show how David could share them equally with his friend Tom.



- b How many counters will each boy get ?

2.



- a Draw round these 10 lemons to show how to share them equally between Neil and Tim.


- b How many lemons will Tim get ?

3. This tray of 18 chocolates is to be split equally between Brenda and Liam.


Each of them is to get **half** of the chocolates.

- a Draw round the chocolates to show how Brenda and Liam can get **half** each.

- b How many chocolates will Brenda get ?



4.

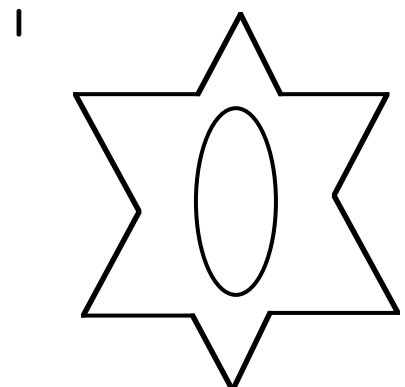
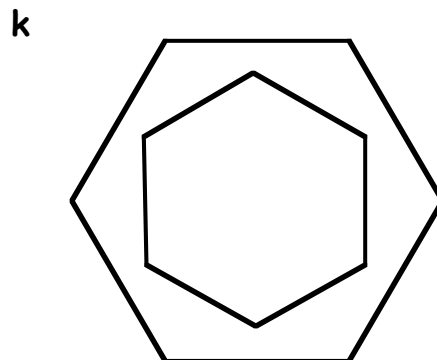
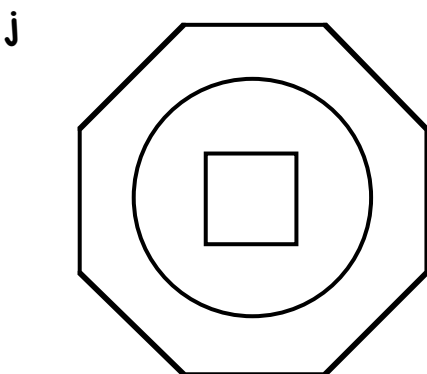
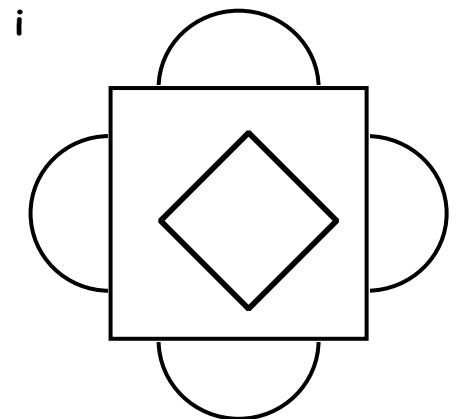
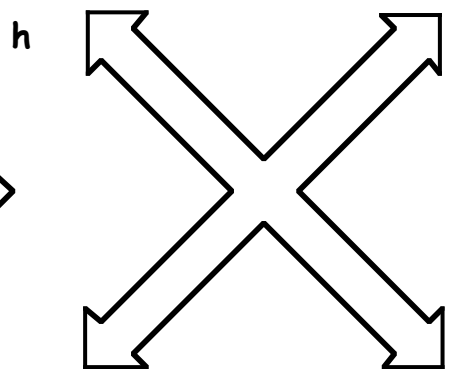


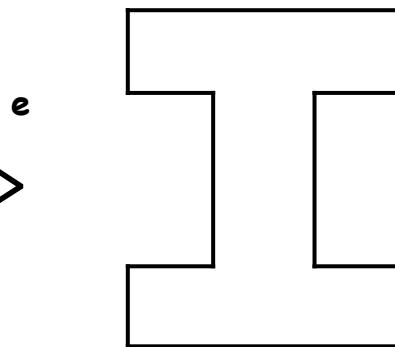
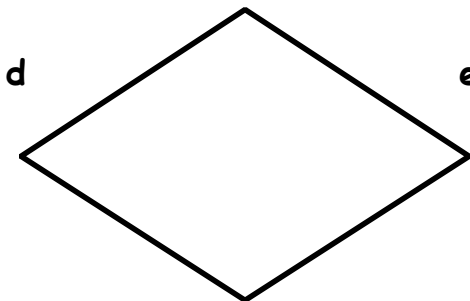


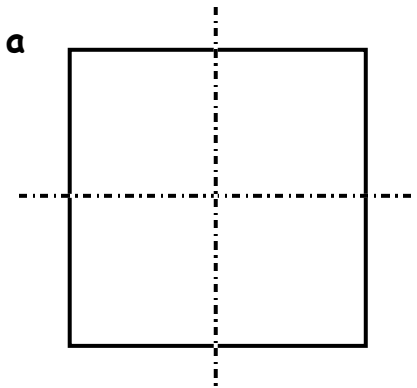


- a Draw round these 12 lollies to show how to share them equally between Sara and Anne.

- b How many lollies will Anne get ?


Show this to your teacher

1. The square below has been divided into **quarters** by the 2 dotted lines.
Use a coloured pencil to show how to cut the other shapes into **quarters**.



Show this to your teacher, then go to page 139 Question 6

1. a Colour the 12 stars to show how to share them **equally among 4 children**.



b How many stars does each child get ?


2. a Draw round these sixteen 1p coins to show how to share them equally among the 4 children, Lucy, Nick, Jane and Neil so that each gets a **quarter**.



b How many 1p coins does each child get ?

3. a Billy, Tim, Ian and Robert each want a **quarter** of the 20 toy soldiers to play with.

Draw round the soldiers to show how each boy can get a **quarter** of them.



b How many soldiers does each boy get ?

4.



Mr and Mrs Todd buy in a family pizza.

Draw in lines to show how to cut the pizza into 4 equal **quarters** for Mr Todd, Mrs Todd, Ben and Lucy.

Show this to your teacher, then go to page 141 Exercise 3

Use your own ruler to measure these lines and write down your answers in the box.



1 cm

2 cm

3 cm

4 cm

5 cm

6 cm

7 cm

8 cm

9 cm

10 cm

11 cm

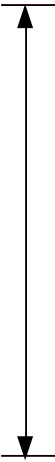
12 cm

Show this to your teacher, then go to page 146 Question 4

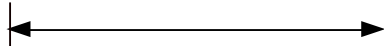
Measure the size of each picture and write in your answer.



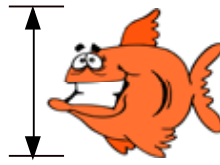
2 cm



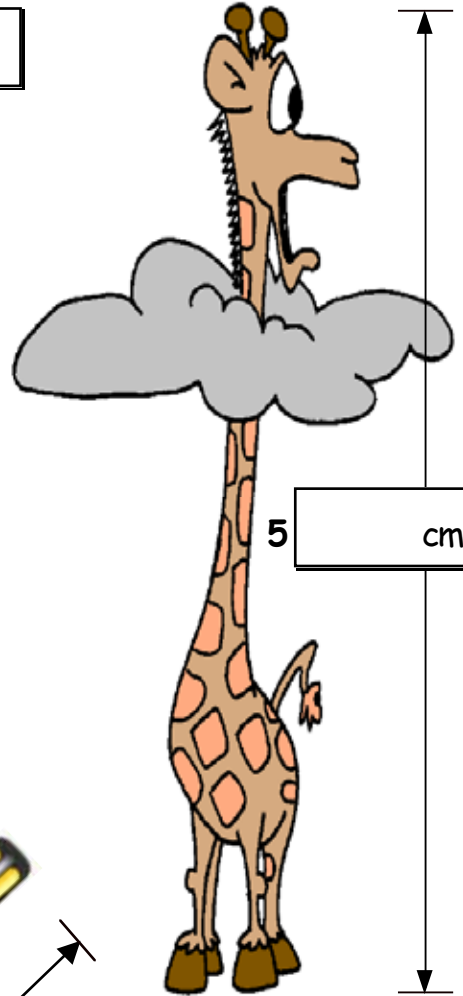
3 cm




1 cm



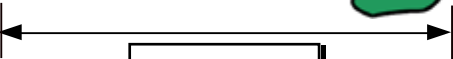
4 cm



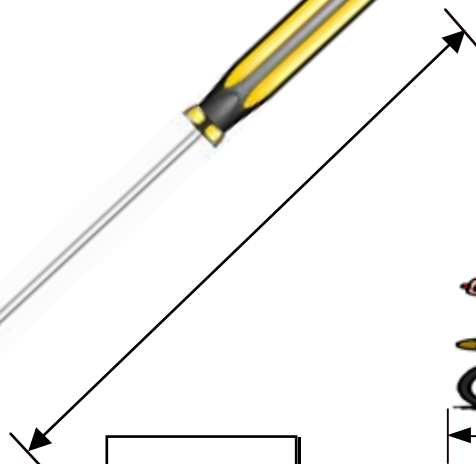
5 cm




6 cm



7 cm



8 cm



9 cm

Show this to your teacher.

1. Complete each calculation (the first one has been done for you) :-

a $\begin{array}{r} \boxed{3 \ r \ 1} \\ 2 \overline{) 7} \end{array}$

b $\begin{array}{r} \boxed{ r} \\ 2 \overline{) 9} \end{array}$

c $\begin{array}{r} \boxed{ r} \\ 2 \overline{) 15} \end{array}$

d $\begin{array}{r} \boxed{ r} \\ 2 \overline{) 17} \end{array}$

e $\begin{array}{r} \boxed{ r} \\ 2 \overline{) 27} \end{array}$

f $\begin{array}{r} \boxed{ r} \\ 2 \overline{) 61} \end{array}$

g $\begin{array}{r} \boxed{ r} \\ 2 \overline{) 45} \end{array}$

h $\begin{array}{r} \boxed{ r} \\ 2 \overline{) 83} \end{array}$

i $\begin{array}{r} \boxed{ r} \\ 2 \overline{) 49} \end{array}$

j $\begin{array}{r} \boxed{ r} \\ 2 \overline{) 67} \end{array}$

k $\begin{array}{r} \boxed{ r} \\ 2 \overline{) 29} \end{array}$

l $\begin{array}{r} \boxed{ r} \\ 2 \overline{) 81} \end{array}$

m $\begin{array}{r} \boxed{ r} \\ 2 \overline{) 63} \end{array}$

n $\begin{array}{r} \boxed{ r} \\ 2 \overline{) 85} \end{array}$

o $\begin{array}{r} \boxed{ r} \\ 2 \overline{) 69} \end{array}$

p $\begin{array}{r} \boxed{ r} \\ 2 \overline{) 89} \end{array}$

2. Show all your working.

a Bill and Ben **shared** 41 marbles **equally**.

How many marbles each and how many left over ?

$$\begin{array}{r} \boxed{ } \\ 2 \overline{) 41} \end{array}$$

..... each
.....left over




b 87 savouries were **split equally** on two plates.

How many on each plate and how many left over ?

$$\begin{array}{r} \boxed{ } \\ \overline{) } \end{array}$$

..... each
.....left over



Show this to your teacher, then go to page 152 Exercise 1

1. Complete each calculation :-

a $\begin{array}{r} \square \\ 2 \overline{) 18} \end{array}$

b $\begin{array}{r} \square \\ 2 \overline{) 34} \end{array}$

c $\begin{array}{r} \square \\ 2 \overline{) 52} \end{array}$

d $\begin{array}{r} \square \\ 2 \overline{) 78} \end{array}$

e $\begin{array}{r} \square \\ 2 \overline{) 54} \end{array}$

f $\begin{array}{r} \square \\ 2 \overline{) 32} \end{array}$

g $\begin{array}{r} \square \\ 2 \overline{) 56} \end{array}$

h $\begin{array}{r} \square \\ 2 \overline{) 72} \end{array}$

i $\begin{array}{r} \square \\ 2 \overline{) 94} \end{array}$

j $\begin{array}{r} \square \\ 2 \overline{) 76} \end{array}$

k $\begin{array}{r} \square \\ 2 \overline{) 58} \end{array}$

l $\begin{array}{r} \square \\ 2 \overline{) 30} \end{array}$

m $\begin{array}{r} \square \\ 2 \overline{) 74} \end{array}$

n $\begin{array}{r} \square \\ 2 \overline{) 38} \end{array}$

o $\begin{array}{r} \square \\ 2 \overline{) 92} \end{array}$

p $\begin{array}{r} \square \\ 2 \overline{) 90} \end{array}$



2. Complete each calculation :-

a $\begin{array}{r} \square \text{ r} \\ 2 \overline{) 33} \end{array}$

b $\begin{array}{r} \square \text{ r} \\ 2 \overline{) 51} \end{array}$

c $\begin{array}{r} \square \text{ r} \\ 2 \overline{) 57} \end{array}$

d $\begin{array}{r} \square \text{ r} \\ 2 \overline{) 71} \end{array}$

e $\begin{array}{r} \square \text{ r} \\ 2 \overline{) 91} \end{array}$

f $\begin{array}{r} \square \text{ r} \\ 2 \overline{) 75} \end{array}$

g $\begin{array}{r} \square \text{ r} \\ 2 \overline{) 39} \end{array}$

h $\begin{array}{r} \square \text{ r} \\ 2 \overline{) 37} \end{array}$

i $\begin{array}{r} \square \text{ r} \\ 2 \overline{) 55} \end{array}$

j $\begin{array}{r} \square \text{ r} \\ 2 \overline{) 93} \end{array}$

k $\begin{array}{r} \square \text{ r} \\ 2 \overline{) 35} \end{array}$

l $\begin{array}{r} \square \text{ r} \\ 2 \overline{) 97} \end{array}$

Show this to your teacher, then go to page 153 Exercise 2

1. Complete each calculation :-

a $\boxed{}$
 $2 \overline{) 24}$

b $\boxed{}$
 $2 \overline{) 36}$

c $\boxed{}$
 $2 \overline{) 85}$

d $\boxed{}$
 $2 \overline{) 97}$

e $\boxed{}$
 $2 \overline{) 16}$

f $\boxed{}$
 $2 \overline{) 62}$

g $\boxed{}$
 $2 \overline{) 84}$

h $\boxed{}$
 $2 \overline{) 40}$

i $\boxed{}$
 $2 \overline{) 58}$

j $\boxed{}$
 $2 \overline{) 34}$

k $\boxed{}$
 $2 \overline{) 69}$

l $\boxed{}$
 $2 \overline{) 76}$

m $\boxed{}$
 $2 \overline{) 71}$

n $\boxed{}$
 $2 \overline{) 39}$

o $\boxed{}$
 $2 \overline{) 45}$

p $\boxed{}$
 $2 \overline{) 90}$

2. Show all your working.

a 79 biscuits were **split equally** between 2 boxes.

How many biscuits in each box and how many left over ?

$2 \overline{) }$

..... each
.....left over



b Jack and Jill **shared** 92 balloons **equally**.

How many balloons each and how many left over ?

$ \overline{) 92}$

..... each
.....left over



Show this to your teacher, then go to page 154 Question 8

1. Complete each calculation :-

a $\boxed{}$
 $3 \overline{) 77}$

b $\boxed{}$
 $3 \overline{) 20}$

c $\boxed{}$
 $3 \overline{) 28}$

d $\boxed{}$
 $3 \overline{) 29}$

e $\boxed{}$
 $3 \overline{) 37}$

f $\boxed{}$
 $3 \overline{) 31}$

g $\boxed{}$
 $3 \overline{) 64}$

h $\boxed{}$
 $3 \overline{) 44}$

i $\boxed{}$
 $3 \overline{) 38}$

j $\boxed{}$
 $3 \overline{) 67}$

k $\boxed{}$
 $3 \overline{) 56}$

l $\boxed{}$
 $3 \overline{) 35}$

m $\boxed{}$
 $3 \overline{) 68}$

n $\boxed{}$
 $3 \overline{) 62}$

o $\boxed{}$
 $3 \overline{) 49}$

p $\boxed{}$
 $3 \overline{) 65}$

2. Complete each calculation :-

a $\boxed{}$
 $3 \overline{) 27}$

b $\boxed{}$
 $3 \overline{) 54}$

c $\boxed{}$
 $3 \overline{) 72}$

d $\boxed{}$
 $3 \overline{) 75}$

e $\boxed{}$
 $3 \overline{) 42}$

f $\boxed{}$
 $3 \overline{) 57}$

g $\boxed{}$
 $3 \overline{) 78}$

h $\boxed{}$
 $3 \overline{) 18}$

i $\boxed{}$
 $3 \overline{) 21}$

j $\boxed{}$
 $3 \overline{) 45}$

k $\boxed{}$
 $3 \overline{) 81}$

l $\boxed{}$
 $3 \overline{) 87}$



Show this to your teacher, then go to page 156 Exercise 3

1. Complete each calculation :-

a $\begin{array}{r} \square \\ 3 \overline{) 31} \end{array}$

b $\begin{array}{r} \square \\ 3 \overline{) 13} \end{array}$

c $\begin{array}{r} \square \\ 3 \overline{) 23} \end{array}$

d $\begin{array}{r} \square \\ 3 \overline{) 41} \end{array}$

e $\begin{array}{r} \square \\ 3 \overline{) 52} \end{array}$

f $\begin{array}{r} \square \\ 3 \overline{) 77} \end{array}$

g $\begin{array}{r} \square \\ 3 \overline{) 26} \end{array}$

h $\begin{array}{r} \square \\ 3 \overline{) 79} \end{array}$

i $\begin{array}{r} \square \\ 3 \overline{) 29} \end{array}$

j $\begin{array}{r} \square \\ 3 \overline{) 88} \end{array}$

k $\begin{array}{r} \square \\ 3 \overline{) 59} \end{array}$

l $\begin{array}{r} \square \\ 3 \overline{) 71} \end{array}$

m $\begin{array}{r} \square \\ 3 \overline{) 82} \end{array}$

n $\begin{array}{r} \square \\ 3 \overline{) 55} \end{array}$

o $\begin{array}{r} \square \\ 3 \overline{) 64} \end{array}$

p $\begin{array}{r} \square \\ 3 \overline{) 80} \end{array}$

2. Show all your working.

a 3 men **share equally** a jar of 58 pickles.

How many pickles did each man get and how many left over ?

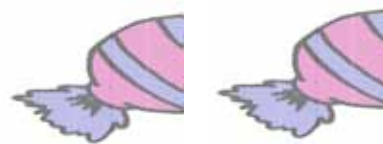
 each
left over



b 38 sweets were **shared equally** and eaten by 3 girls.

How many were left **uneaten** ?

left over
--	----------------




Show this to your teacher, then go to page 158 Question 7


1. Use a coloured pencil to colour in the path of each instruction.

a

Take 3 steps forward
Turn left
Take 2 steps forward
Turn right
Take 3 steps forward



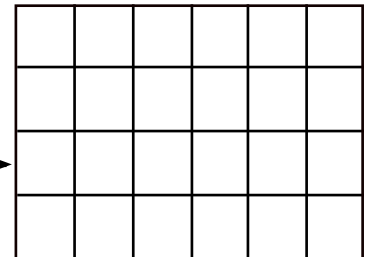
b



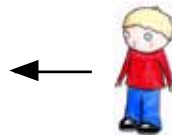

Take 2 steps forward
Turn left
Take 1 step forward
Turn right
Take 4 steps forward

c

Take 5 steps forward
Turn left
Take 2 steps forward
Turn right
Take 1 step forward



d



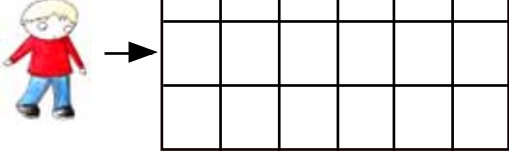
Take 3 steps forward
Turn right
Take 2 steps forward
Turn left
Take 3 steps forward

Show this to your teacher, then go to page 176 Question 3

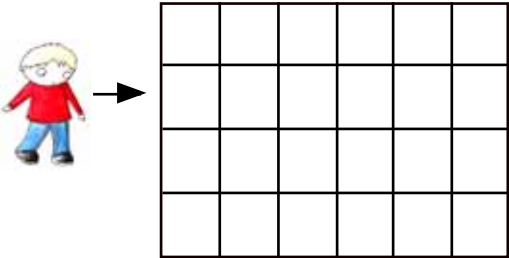
1. Colour in each path to show each direction. (Be careful this time).

a

Take **3 steps forward**
 Turn **right**
 Take **1 step forward**
 Turn **LEFT**
 Take **3 steps forward**



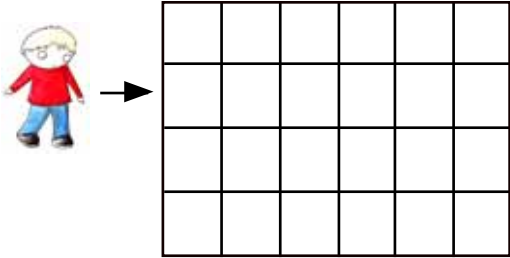
b



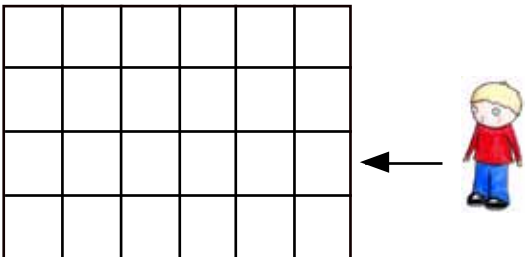
Take **2 steps forward**
 Turn **right**
 Take **2 steps forward**
 Turn **left**
 Take **4 steps forward**

c

Take **5 steps forward**
 Turn **right**
 Take **2 steps forward**
 Turn **left**
 Take **1 step forward**




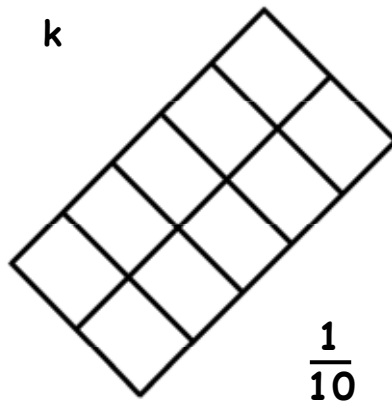
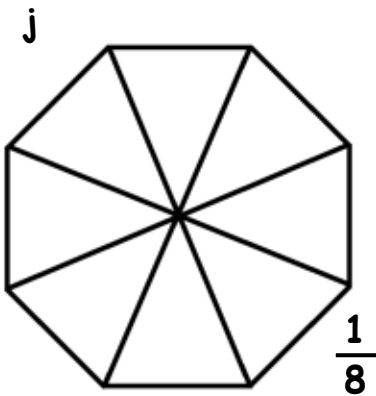
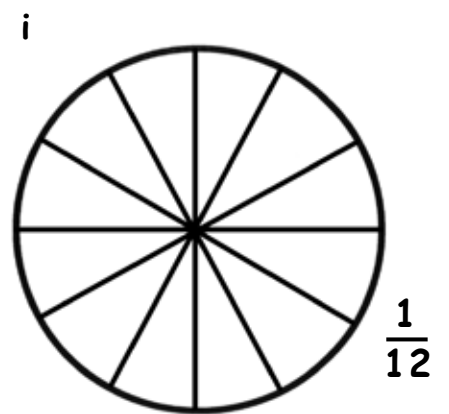
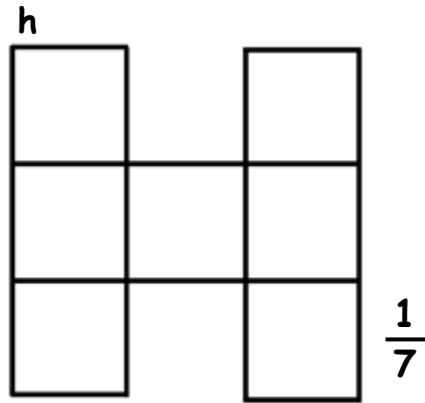
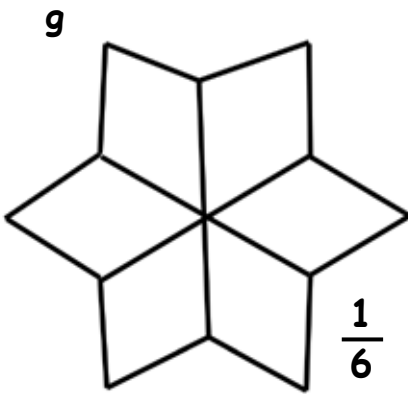
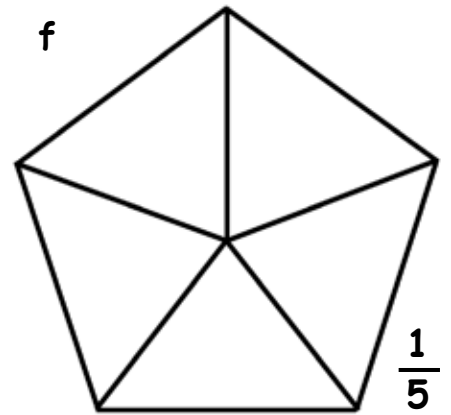
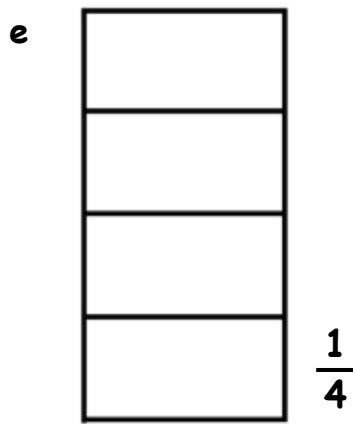
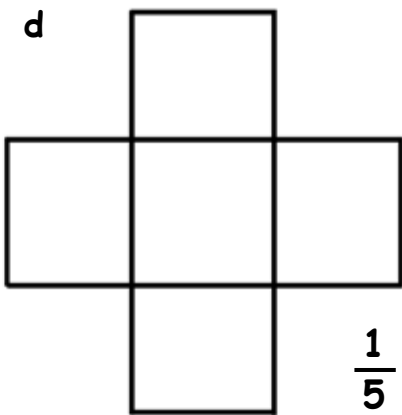
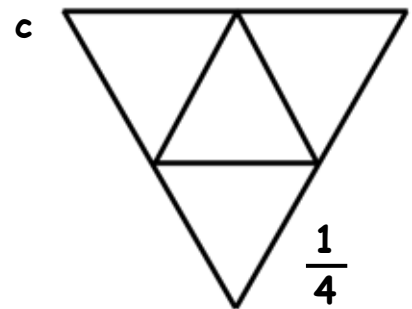
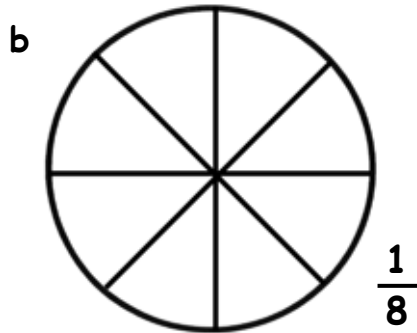
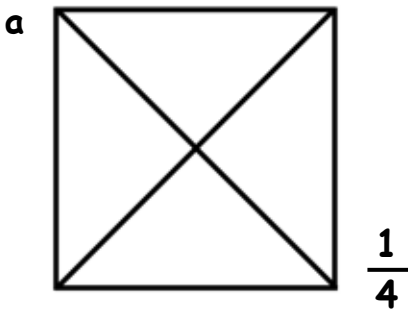
d



Take **2 steps forward**
 Turn **left**
 Take **1 step forward**
 Turn **right**
 Take **2 steps forward**
 Turn **right**
 Take **2 steps forward**

Show this to your teacher, then go to page 177 Question 5

1. Colour each shape with the fraction.



Show this to your teacher, then go to page 182 Exercise 2

Question 7

OBJECT	more than 1 kg	less than 1 kg	1 kilogram exactly

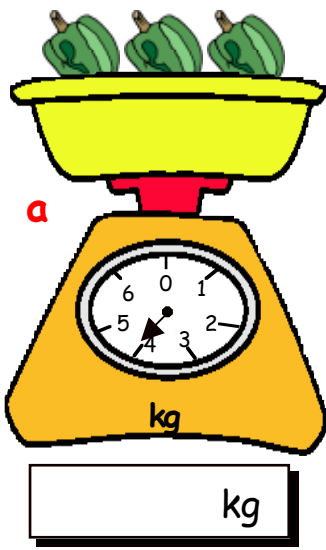
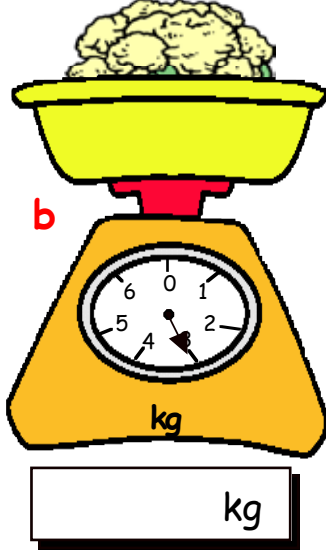





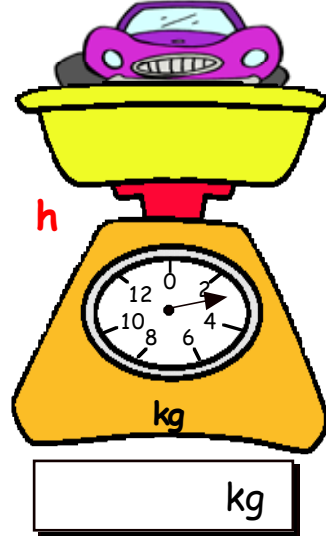

Question 7 - spare sheet

Show this to your teacher.

OBJECT	more than 1 kg	less than 1 kg	1 kilogram exactly

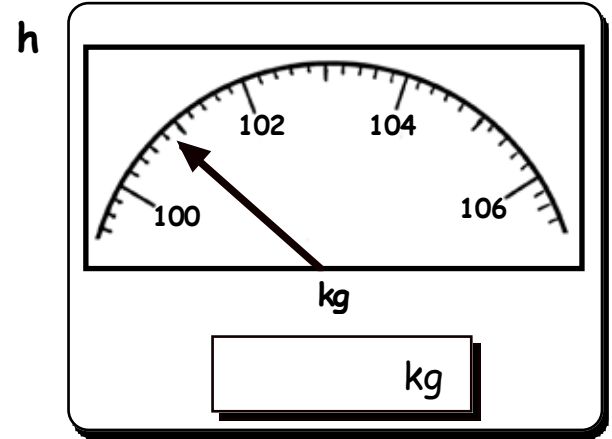
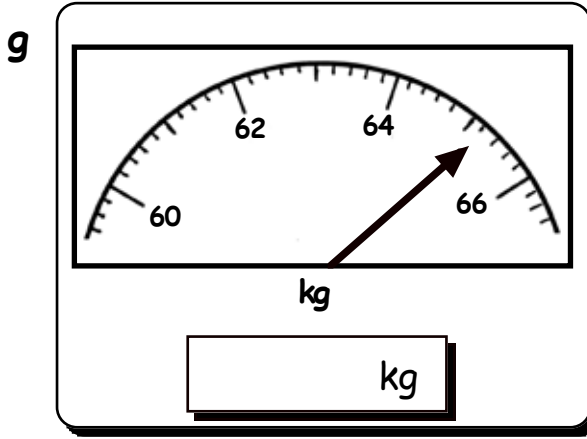
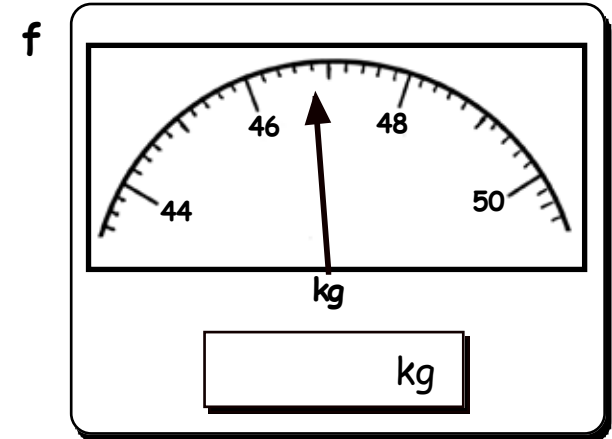
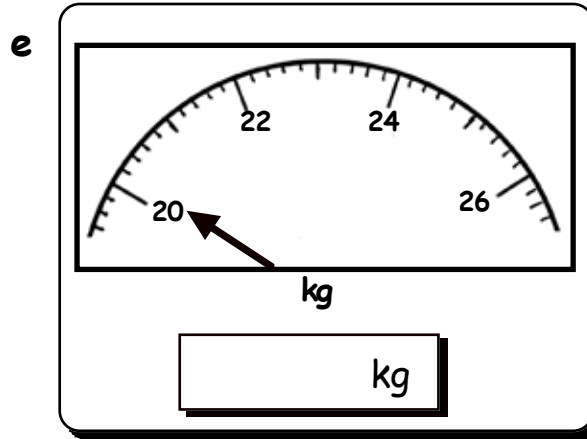
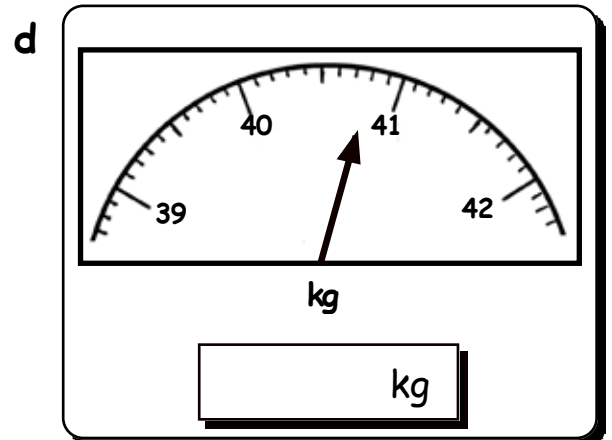
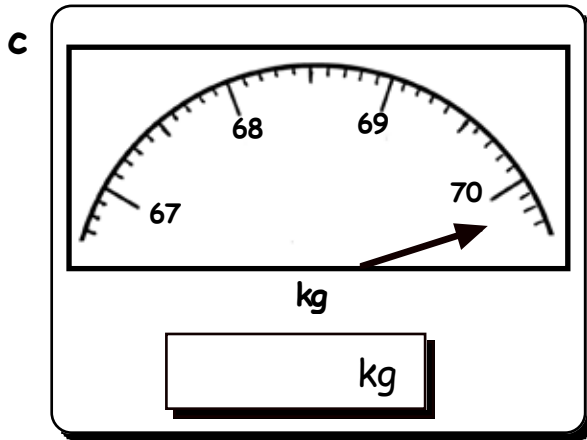
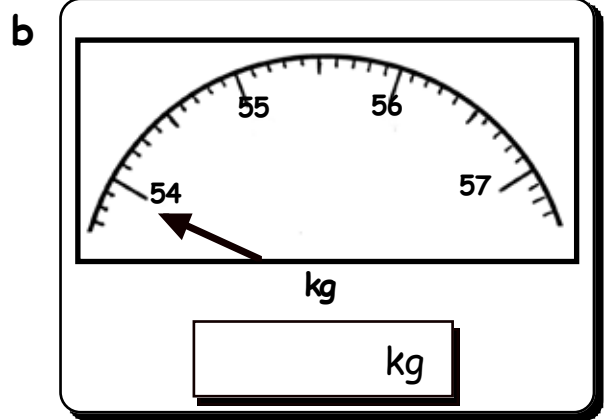
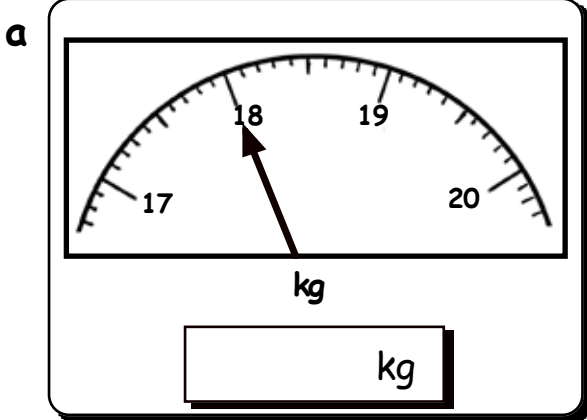
Show this to your teacher.

1. Write down the weight of each object, to the nearest kg.

 <p>a</p> <p>kg</p> <p>kg</p>	 <p>b</p> <p>kg</p> <p>kg</p>	 <p>c</p> <p>kg</p> <p>kg</p>
 <p>d</p> <p>kg</p> <p>kg</p>	 <p>e</p> <p>kg</p> <p>kg</p>	 <p>f</p> <p>kg</p> <p>kg</p>
 <p>g</p> <p>kg</p> <p>kg</p>	 <p>h</p> <p>kg</p> <p>kg</p>	 <p>i</p> <p>kg</p> <p>kg</p>

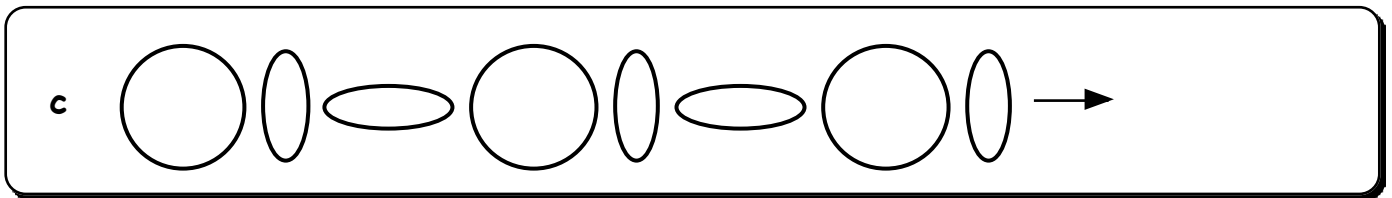
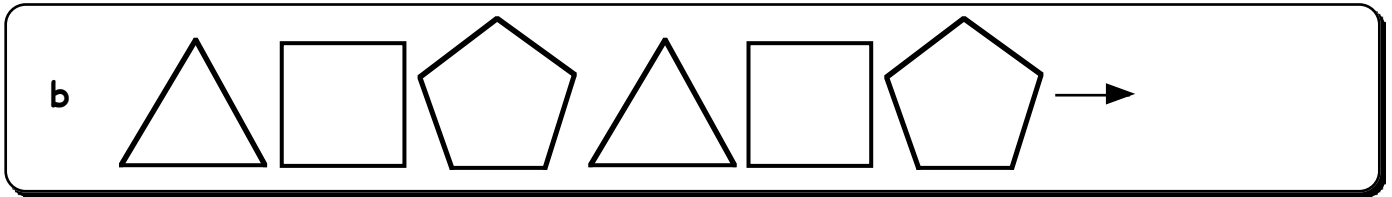
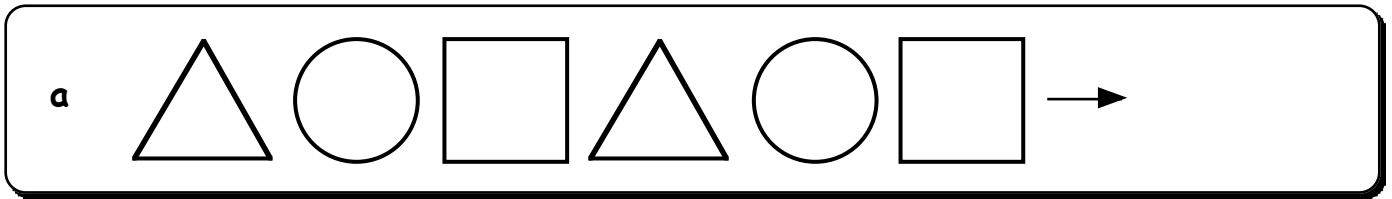
Show this to your teacher, then go to page 191 Exercise 3

1. Write down the weight on the scales, *to the nearest kg*.



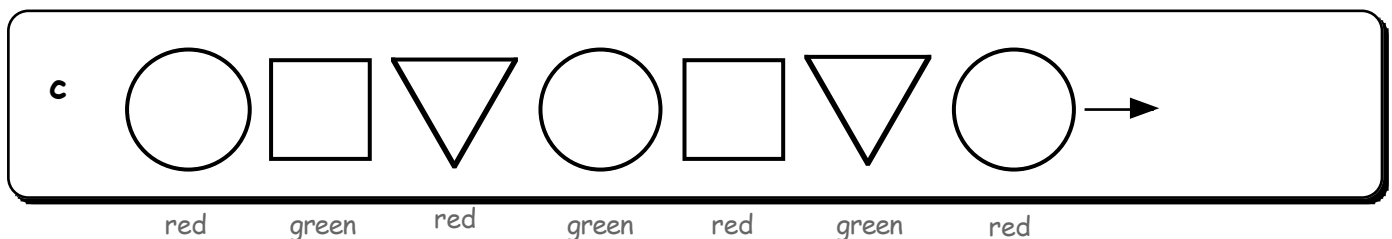
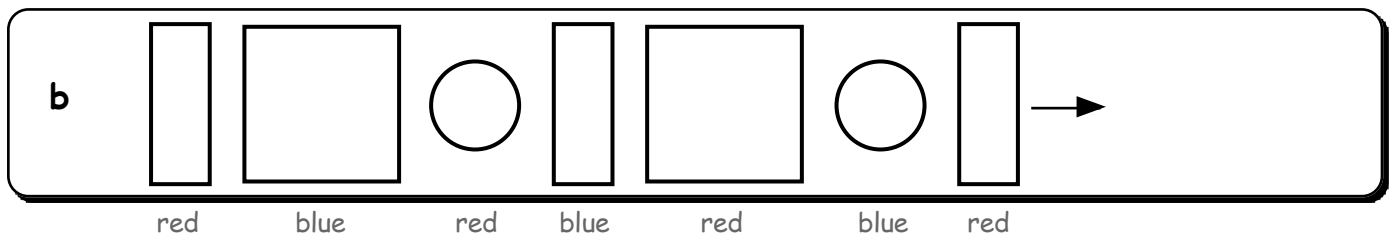
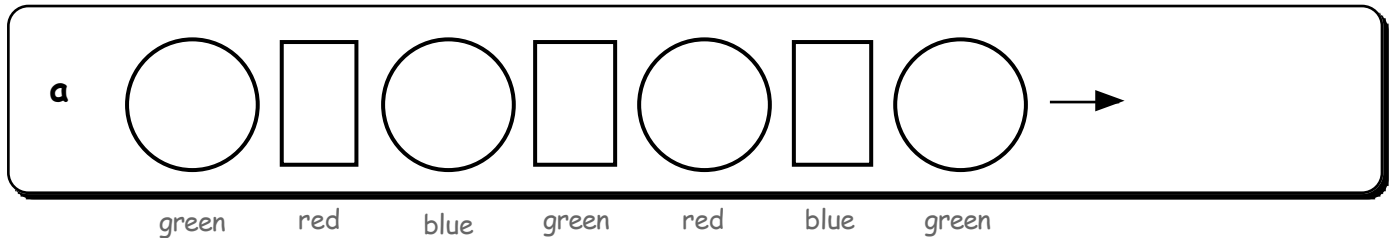
Show this to your teacher, then go to page 192 Question 2

1. Draw the **next shape** in each pattern :-



2. Use **blue**, **red** and **green** pencils to colour in these shapes.

Draw and colour the next shape in each pattern :-



Show this to your teacher, then go to page 194 Exercise 1

1. Continue each pattern by drawing **TWO MORE** shapes :-

a

b

c

d

e

f

2. Ask your teacher for some paper.
Make some patterns of your own.

Show this to your teacher, then go to page 195 Question 3

1. Write the next **TWO LETTERS** in each pattern :-

a A B C D E

b h i j k l m

c t u v w x

d Z Y X W V

e K J I H G

f a c e g i k

g l n p r t

h K M O Q S

i a d g j m

j H K N Q T

2. Fill in the **missing** letters.

a A B D E

b z x w v

c g h i

d P Q R T

e m n o

f W V U T

g i h g

h H G F E

i c e g

j E G I K

Show this to your teacher, then go to page 196 Exercise 2

1. Write the next two numbers in each pattern :-

a 1 2 3 4 5

b 23 22 21 20

c 5 10 15 20

d 0 4 8 12

e 77 75 73 71

f 11 12 13 14 15

g 2 4 6 8 10

h 3 6 9 12 15

i 2 5 8 11 14

j 22 19 16 13

2. Fill in the missing numbers.

a 5 6 8 9

b 22 23 24

c 30 35 40

d 21 18 15

e 17 23 29

f 11 9 8 7

g 16 17 18 20

h 16 20 24 28

i 50 40 30

j 15 19 23

Show this to your teacher, then go to page 197 Exercise 3

1. Draw a line joining each word to the correct shape.

a Cube

b Cuboid

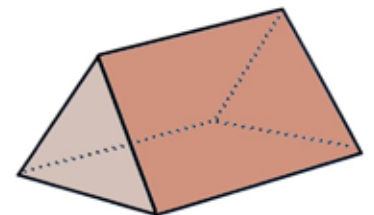
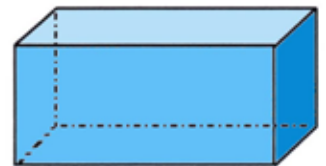
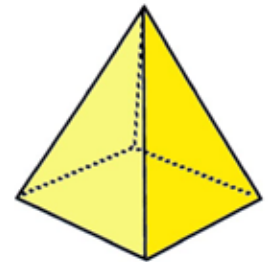
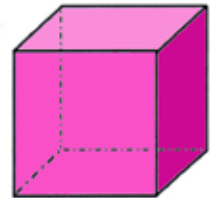
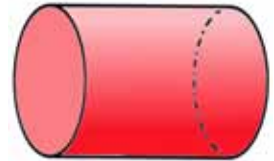
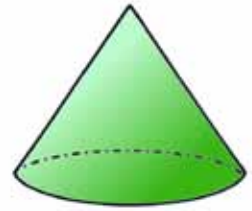
c Cone

d Cylinder

e Pyramid

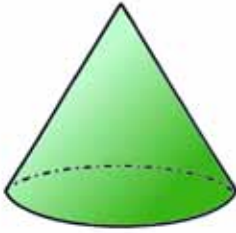
f Sphere

g Triangular Prism

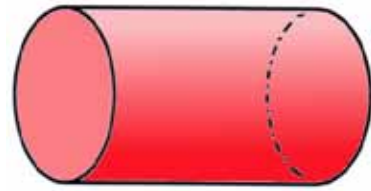


continued over the page

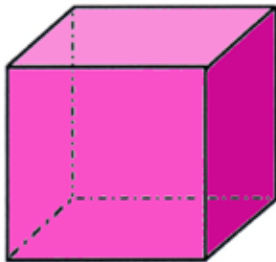
2. Write the name of each 3-D shape :-



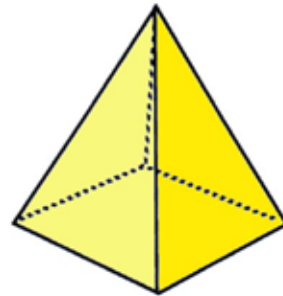
a



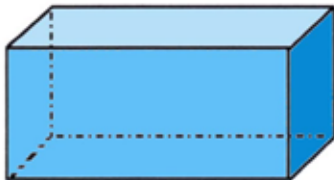
b



c



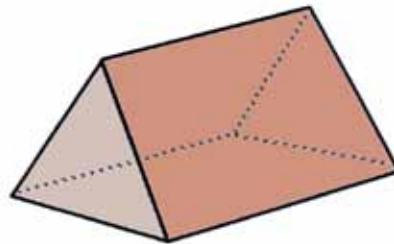
d



e



f



g

Show this to your teacher, then go to page 200 Exercise 1

name score :-/2

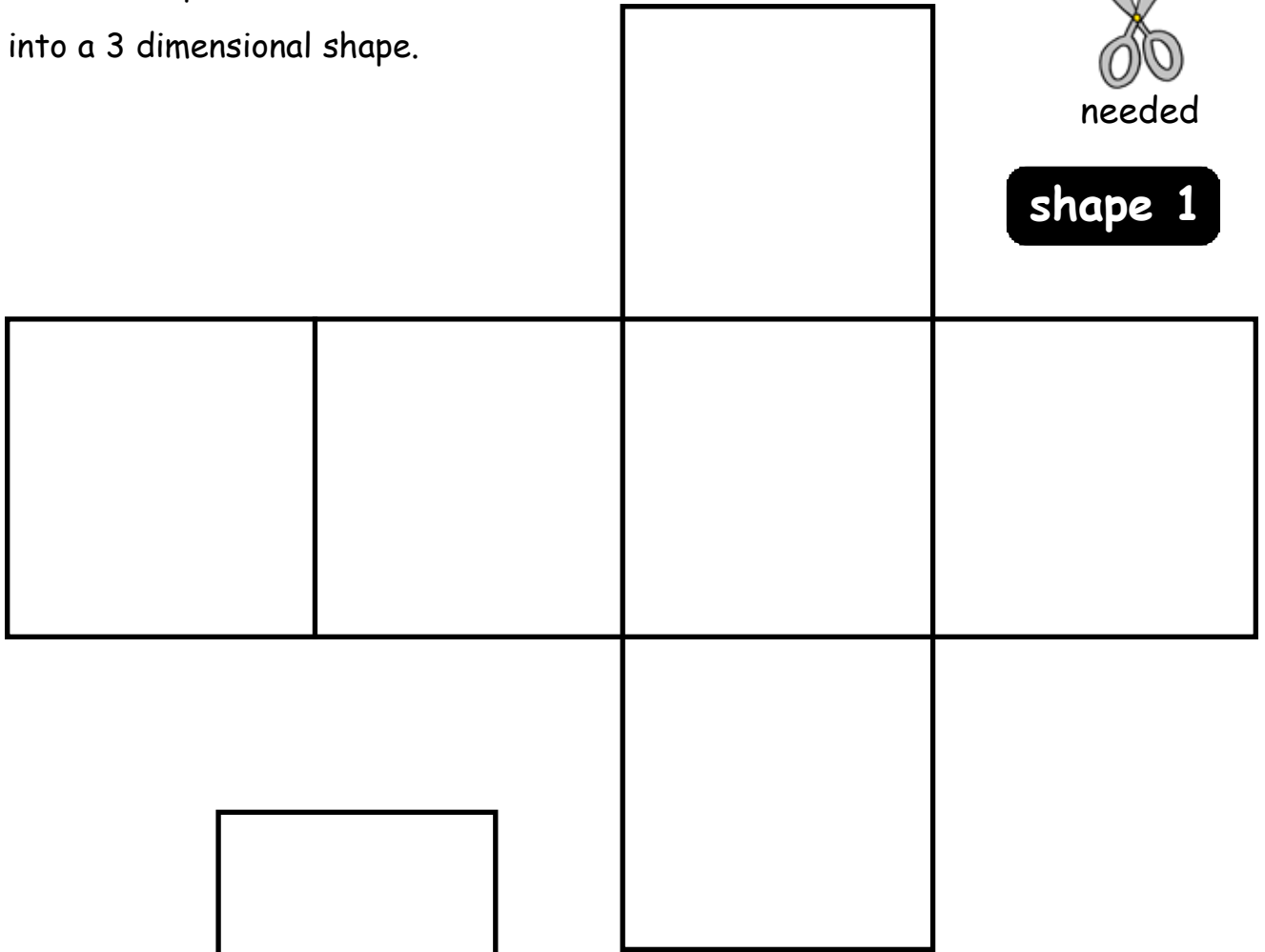
Cut out each shape.

Fold into a 3 dimensional shape.



needed

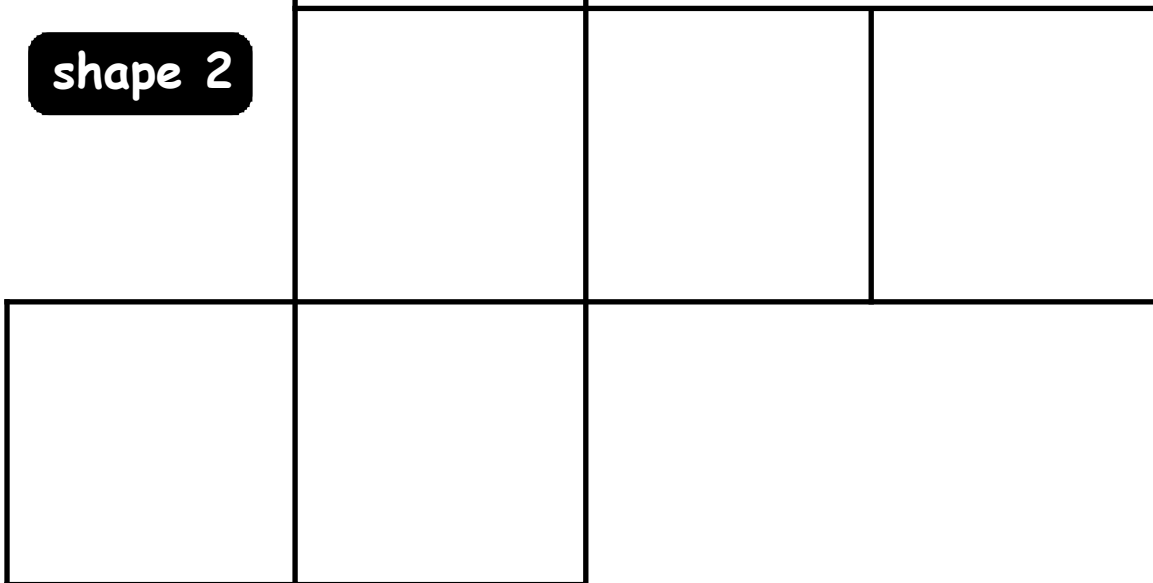
shape 1



shape 2



needed

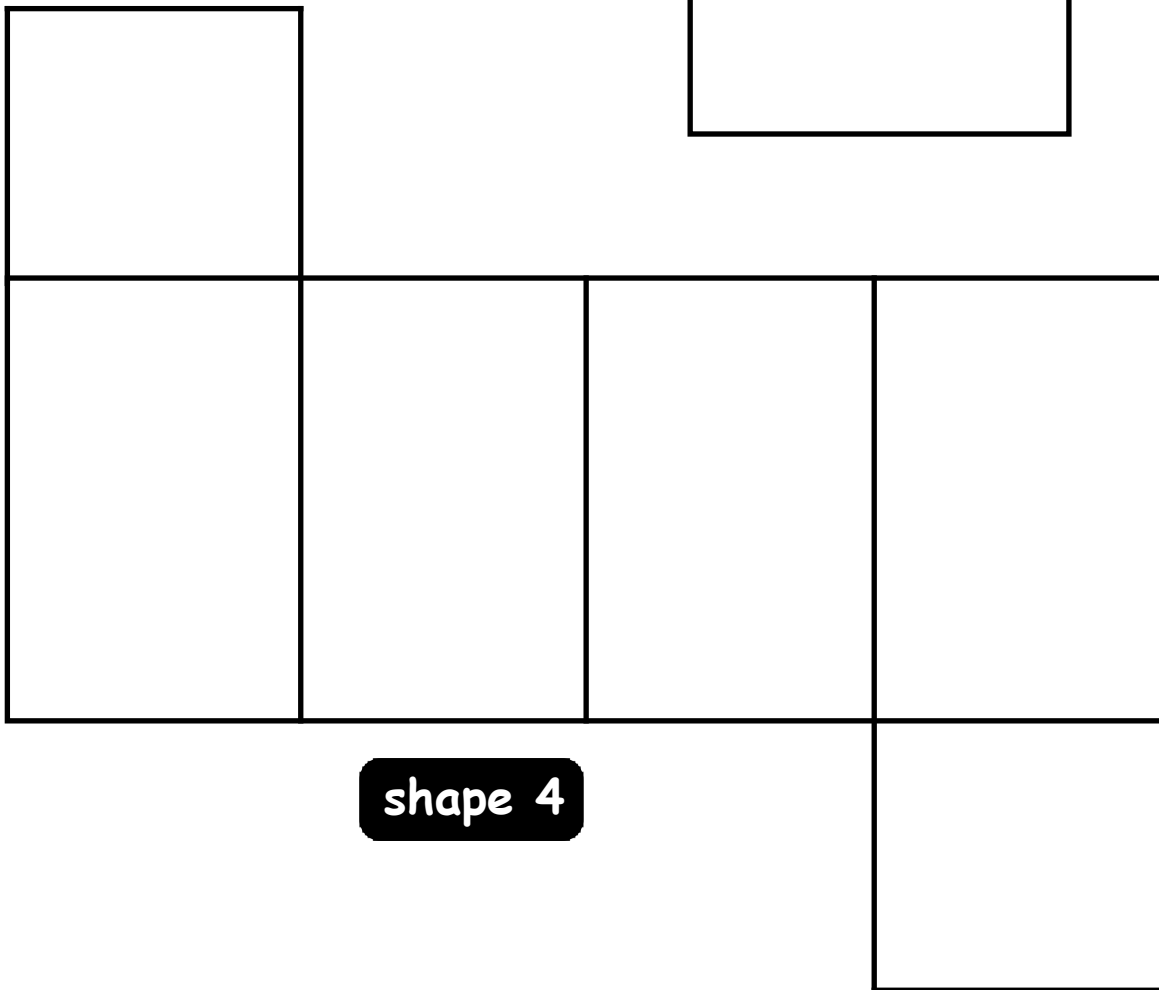



Show this to your teacher, then go to Worksheet 24·3

name	score :-/2
------------	------------------

Cut out each shape. Fold into a 3 dimensional shape.

shape 3



shape 4

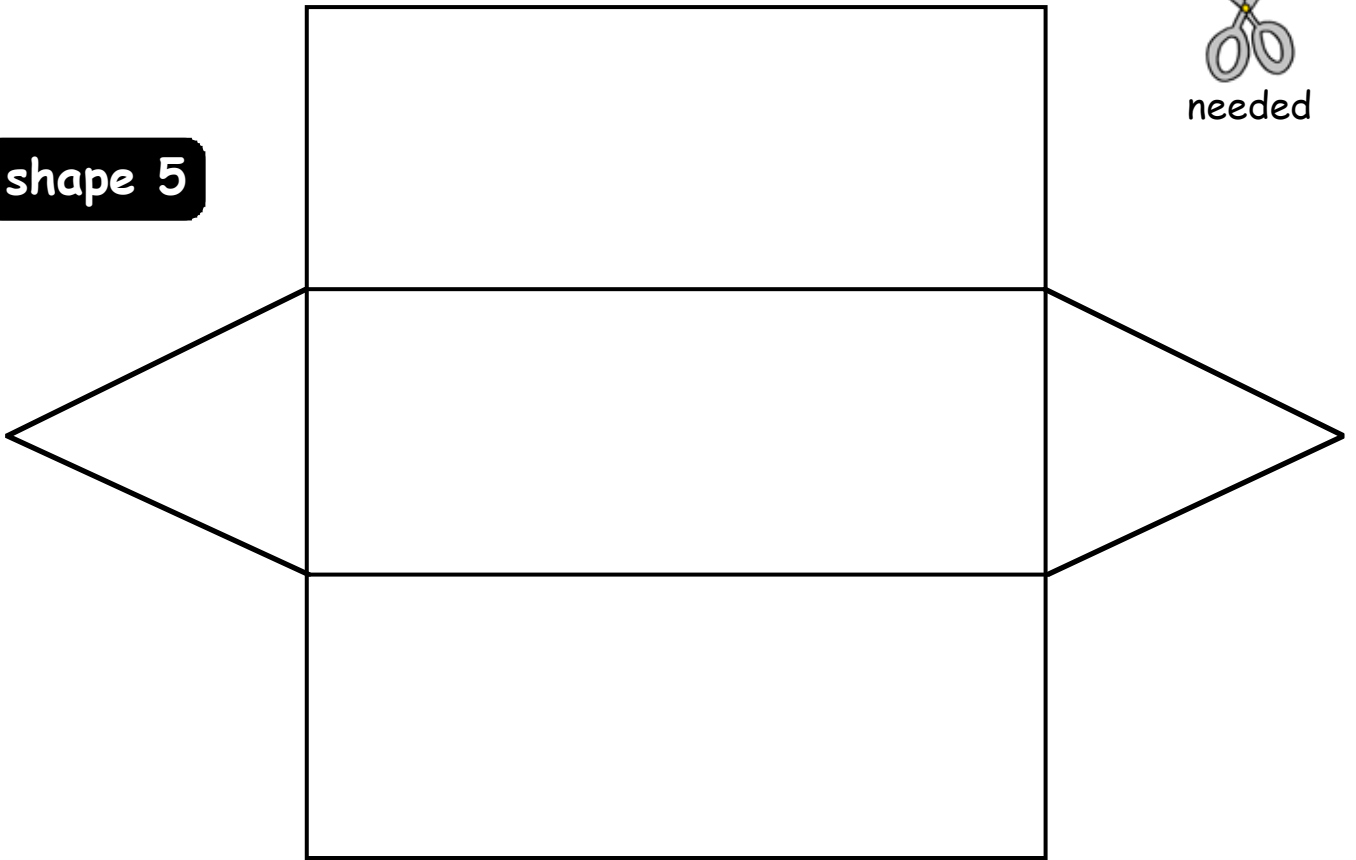
Show this to your teacher, then go to Worksheet 24·4

name	score :-/2
------------	------------------

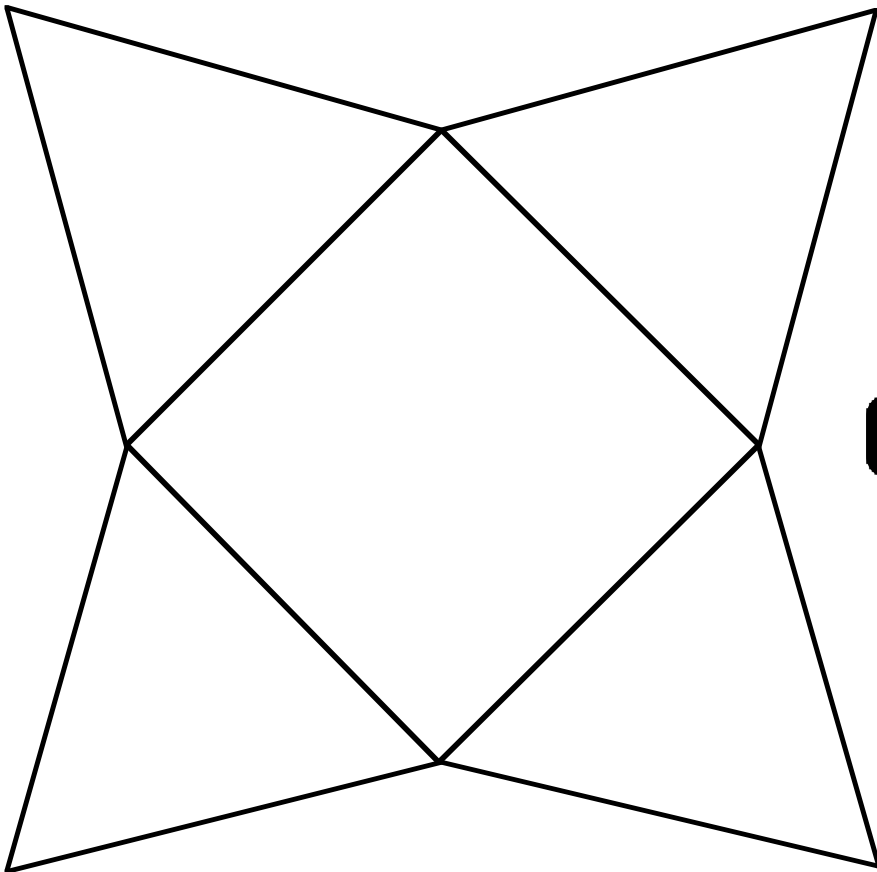
Cut out each shape. Fold into a 3 dimensional shape.



shape 5



shape 6



Show this to your teacher.

From textbook Chapter 25 Exercise 1, page 206 questions 1 a to c.

1. a

Key:-
 stands for 1 fish.

Cod	
Haddock	
Plaice	
Bass	
Sole	

b

Lion	
Tiger	
Giraffe	
Seal	
Panda	

Key:-
 stands for 1 person.

c

Key:-
 stands for 1 pupil.

BBC	
ITV	
Ch 4	
Ch 5	
Sky	

Continued on the next page

From textbook Chapter 25 Exercise 1, page 206 questions 1 d to f.



1. d


 Key:-
stands for 2 birds.

Monday	
Tuesday	
Wednesday	
Thursday	
Friday	

e

6 · 30	
7 · 00	
7 · 30	
8 · 00	
8 · 30	


 Key:-
stands for 2 teenagers.
 = 1 teenager.

f



 Key:-
stands for 2 ladies.

20's	
30's	
40's	
50's	
60's	

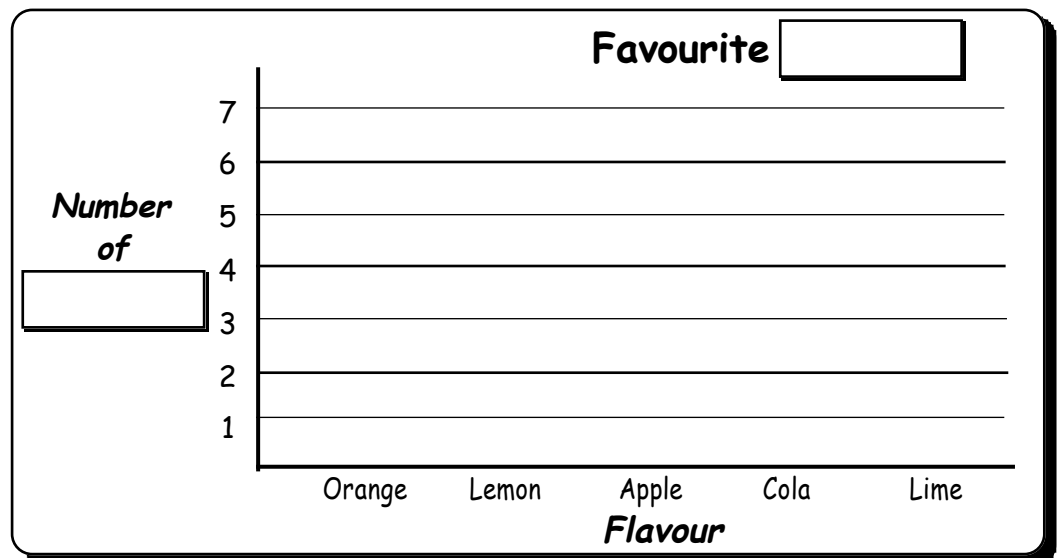
Show this to your teacher.

From textbook Chapter 25 Exercise 1, page 207 questions 2 a to c.


2. a



b



c



Show this to your teacher.

From textbook Chapter 25 Exercise 1, page 208 questions 2 d to f.

2. d

Number of

4

2

Four Five

Sides on a hexagon

e

Number of

2

Dad Family Aunt Isa

Family Teddy Bears

f

Number of

8

4

worms ants snails beetles spiders

[Empty box for student response]

Show this to your teacher

From textbook Chapter 25 Exercise 2, page 210 questions 2, 3 and 4.

2. a

Town	Tally	Total
<i>Ayr</i>		3
<i>Aberdeen</i>		<input type="text"/>
<i>Annan</i>		<input type="text"/>
<i>Arbroath</i>		<input type="text"/>
<i>Airdrie</i>		<input type="text"/>

b

3. a

City	Tally	Total
<i>Dundee</i>		5
<i>Inverness</i>		<input type="text"/>
<i>Glasgow</i>	<input type="text"/>	8
<i>Edinburgh</i>	<input type="text"/>	7
<i>Stirling</i>		<input type="text"/>
<i>Perth *</i>		<input type="text"/>
<i>Aberdeen</i>	<input type="text"/>	3

Disregard questions 3b and 3c.

* note - in Feb 2012, just after this book was printed, Perth became a city.

4. a

Colour	Tally	Total
orange	<input type="text"/>	<input type="text"/>
Red	<input type="text"/>	<input type="text"/>
Black	<input type="text"/>	<input type="text"/>
Blue	<input type="text"/>	<input type="text"/>
Pink	<input type="text"/>	<input type="text"/>

b

c

d

Show this to your teacher.

From textbook Chapter 25 Exercise 2, page 211 questions 6, 7 and 8.

6. a HHH III
- b HHH HHH II
- c HHH HHH HHH IIII
- d $\text{HHH HHH HHH HHH HHH I}$
- e $\text{HHH HHH HHH HHH HHH HHH HHH HHH II}$

7. a b
- c d
- e f
- g

8.

Flower	Tally	Total
Rose	HHI	5
Pansy	<input type="text"/>	<input type="text"/>
Tulip	<input type="text"/>	<input type="text"/>
Marigold	<input type="text"/>	<input type="text"/>
Daffodil	<input type="text"/>	<input type="text"/>

Show this to your teacher.

From textbook Chapter 25 Exercise 2, page 212 questions 9 and 10.

9. a

Ticket	Tally	Total
bus		
plane		
train		
ferry		

b

c

d

10. a

Hotel	Tally	Total
Holton		
Durie's		
Melliot		
Tower		
Rutz		
Lochview		

b

c

d

Favourite Hotel

e

