

Important Message

Please be assured that this timetable is only a guide. You do not have to follow it exactly. We understand that there is so much going on right now and we do not expect the full school day to be replicated at home.

We just want to make sure that the children have enough to keep them busy, but if you want to do other activities with your child, feel free.

The main thing right now is that the children feel safe and happy. 😊

Thank you so much for your ongoing support and commitment to their learning.

P1 Reading

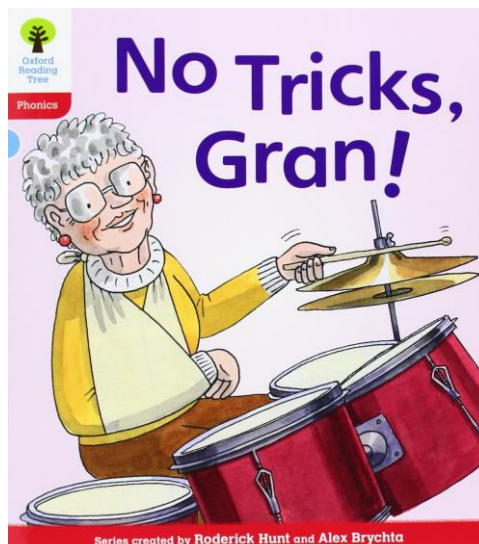
Oxford Owl is a website which provides free e-books which can be read at home. You need to create an account but there is no charge.

Please have a look at the 'P1 Online Books' post on the blog for instructions on how to set up an account. This weeks book is 'No Tricks, Gran'.

This is a different reading scheme from the one we were using in class - there is unfortunately no access for this.



Time of day	Activity	Resources
Welcome 8.55-9.30	Morning Prayer Check-in activity. Children to colour in one face to represent how they are feeling. Discuss with your child: What day is it? What day was it yesterday? What date is it? What is the weather like today?	Prayer sheet Check-in Activity sheet
Literacy 9.30-10.30 Learning Intention – to recognise and correctly pronounce my sounds.	Welcome back to 'school' everyone. I hope you enjoyed your Easter break and that everyone is safe and well. If only things were going back to normal and that the children were back at school today! We always have an extended check-in on the first morning back at school after a holiday. The children are always so excited to talk to me about what they have been up to and share all of their news from the past 2 weeks. This is done in the form of a circle time. Let your child talk to you about their Easter holiday. What can they remember? What was their favourite part? Did they go on any sunny walks? Did they play any games? Did they watch any good movies? Let your child make an entry in their news jotter. Also, as always- Please see 'order of teaching sounds' sheet. This week, the children will learn the 'sh' sound. However, today can be used as a revision day. Revise all previous sounds.	Order of teaching sounds sheet News Jotter
Playtime		
Numberjacks 10.45-11.00	This is the children's milk/water time, during which we watch educational numeracy programme 'Numberjacks'. If you type 'Numberjacks S2 e19' then the correct one should come up.	Numberjacks on YouTube
Numeracy/Maths 11.00-12.30 Learning Intention - to add numbers within 10	If possible, search the following counting songs on YouTube (if this cannot be accessed, please practise counting up to 30, down from 20, and up to 20 in 2's) The Counting by Twos Song Counting Songs Scratch Garden Learn Addition up to 10 Addition 1 to 9 Math for Kindergarten & 1st Grade Kids Academy Activity: Please complete 'page 9' of Adding to 10 workbook: The Story of 10. Your child should have concrete materials available to help them with this if they require it. (e.g. lego pieces, coins, beads, cups... anything really – as long as it can be counted). Grace before meals prayer.	Counting Songs on YouTube Adding 0-10 workbook
Lunch time		
PE 13.05-14.05	Grace after meals prayer. Chose two brain break activities and one PE activity. – Parental supervision required.	Brain break sheet PE activity board (on blog).
Choose Time 14.05 – 14.35	This is children's spontaneous play time. They may choose their own activity.	
Story Time / Word Practice 14.35-15.20 Learning Intention to recognise key words	Read a story to your child. If possible, please use the Oxford Owl website to read 'No Tricks, Gran!' See P1 Online Books post on blog for instructions. Practise reading the following words: a, about, all, an, and, are, as, asked. (You will need to write them down for your child so that they can see them clearly). If your child has no problem with these, focus on practising trickier words from the book. Sing ABC song. Night time prayer.	Oxford Owl Website There are ABC songs on YouTube you can also use.
Home Time		





Time of day	Activity	Resources
Welcome 8.55-9.30	Morning Prayer Check-in activity. Children to colour in one face to represent how they are feeling. Discuss with your child: What day is it? What day was it yesterday? What date is it? What is the weather like today?	Prayer sheet Check-in Activity sheet
Literacy 9.30-10.30 Learning Intention – to recognise and correctly pronounce my sounds.	Please see 'order of teaching sounds' sheet. This week, the children should learn the 'sh' sound. The action for this sound is: Place your index finger over your mouth and say 'sh' Listen to the 'sh' song - https://www.YouTube.com/watch?v=U2HYM9VXz9k (9 minutes and 42 seconds) It is also important for the children to continue revising all previous sounds every day. Activity: complete the first 'sh' worksheet. Write and colour the 'sh' words. Answers: bush, shop, push, shell, ship, fish, shed, dish, sheep.	All P1 Sounds Sheet Order of Teaching Sounds Sheet Actions for letters and sounds sheet 'sh' worksheet
Playtime		
Numberjacks 10.45-11.00	This is the children's milk/water time, during which we watch educational numeracy programme 'Numberjacks'. If you type 'Numberjacks S2 e20' then the correct one should come up.	Numberjacks on YouTube
Numeracy/Maths 11.00-12.30 Learning Intention - to add numbers within 10	If possible, search the following counting songs on YouTube (if this cannot be accessed, please practise counting up to 30, down from 20, and up to 20 in 2's) The Counting by Twos Song Counting Songs Scratch Garden Learn Addition up to 10 Addition 1 to 9 Math for Kindergarten & 1st Grade Kids Academy Activity: Please complete page 10 of Adding to 10 workbook: The numbers 6, 7, 8, 9 and 10. Your child should have concrete materials available to help them with this if they require it. (e.g. lego pieces, coins, beads, cups... anything really – as long as it can be counted). Grace before meals prayer.	Counting Songs on YouTube Adding 0-10 workbook
Lunch time		
P.E 13.05-14.05	Grace after meals prayer. Chose two brain break activities and one PE activity. – Parental supervision required.	Brain break sheet PE activity board (on blog).
Choose Time 14.05 – 14.35	This is children's spontaneous play time. They may choose their own activity.	
Story Time / Word Practice 14.35-15.20 Learning Intention – to recognise key words	Read a story to your child. If possible, please use the Oxford Owl website to read 'No Tricks, Gran!' See P1 Online Books post on blog for instructions. Practise reading the following words: a, about, all, an, and, are, as, asked. (You will need to write them down for your child so that they can see them clearly). If your child has no problem with these, focus on practising trickier words from the book. Sing ABC song. Night time prayer.	Oxford Owl Website There are ABC songs on YouTube you can also use.
Home Time		




Action: Place your index finger over your lips, and say shshshsh.

sh

sh Tune: Where, Oh Where, has My Little Dog Gone?

Hush! Hush! Hush!
Don't make a sound.
Be as quiet
as you can be.
The baby's asleep
and I'm tired out.
Sh! /sh!-sh!-!sh!-!sh!!



WEDNESDAY

Week 3: 20.4.20 – 24.4.20

Time of day	Activity	Resources
Welcome 8.55-9.30	Morning Prayer Check-in activity. Children to colour in one face to represent how they are feeling. Discuss with your child: What day is it? What day was it yesterday? What date is it? What is the weather like today?	Prayer sheet Check-in Activity sheet
Literacy 9.30-10.30 Learning Intention – to recognise and correctly pronounce my sounds.	Revise this week's new sound: 'sh' ...can your child remember the action? Listen to the 'ng' song - https://www.YouTube.com/watch?v=U2HYM9VXz9k (9 minutes and 42 seconds) It is also important for the children to continue revising all previous sounds every day. Activity: Children should make an entry in their news jotter. This should include a detailed picture and at least one sentence. If you feel your child is ready, they could include another sentence opener other than 'I' - Yesterday, Today, On Saturday, Last night... etc. You could write this for them and they could copy it. Most children will still need some help with sounding out and spelling at this stage – this level of support is given in class, so please ensure they receive this at home also.	All P1 Sounds Sheet Order of Teaching Sounds Sheet Actions for letters and sounds sheet News Jotter
Playtime		
Numberjacks 10.45-11.00	This is the children's milk/water time, during which we watch educational numeracy programme 'Numberjacks'. If you type 'Numberjacks S2 e21' then the correct one should come up.	Numberjacks on YouTube
Numeracy/Maths 11.00-12.30 Learning Intention - to add numbers within 10	If possible, search the following counting songs on YouTube (if this cannot be accessed, please practise counting up to 30, down from 20, and up to 20 in 2's) The Counting by Twos Song Counting Songs Scratch Garden Learn Addition up to 10 Addition 1 to 9 Math for Kindergarten & 1st Grade Kids Academy Activity: Please complete page 11 of Adding to 10 workbook: Patterns Your child should have concrete materials available to help them with this if they require it. (e.g. lego pieces, coins, beads, cups... anything really – as long as it can be counted). Grace before meals prayer.	Counting Songs on YouTube Adding 0-10 workbook
Lunch time		
Topic 13.05-14.05 Learning Intention – to create a collage	Grace after meals prayer. We are continuing with our Under The Sea topic and this week's activity is to use different art materials to make a sea collage. This is an opportunity for the children to get creative. We know that parents might have limited access to art materials so see if your child can think of ways to use things that are already in your house. Suggestions: old material, tin foil, cut up plastic bags, leaves, crisp packets, card board. Please see photos below for inspiration. If this is not possible or there are no materials available, please let your child draw a super sea picture.	Under The Sea Homework Choice Grid Materials to create a collage – if possible.
Choose Time 14.05 – 14.35	This is children's spontaneous play time. They may choose their own activity.	
Story Time / Word Practice 14.35-15.20 Learning Intention – to recognise key words	Read a story to your child. If possible, please use the Oxford Owl website to read 'No Tricks, Gran!' If your child has now read this twice – read 'Stuck in the Mud' Practise reading the following words: a, about, all, an, and, are, as, asked. (You will need to write them down for your child so that they can see them clearly). If your child has no problem with these, focus on practising trickier words from the book. Sing ABC song. Night time prayer.	Oxford Owl Website There are ABC songs on YouTube you can also use.
Home Time		




Thursday

Week 3: 20.4.20 – 24.4.20

Time of day	Activity	Resources
Welcome 8.55-9.30	Morning Prayer Check-in activity. Children to colour in one face to represent how they are feeling. Discuss with your child: What day is it? What day was it yesterday? What date is it? What is the weather like today?	Prayer sheet Check-in Activity sheet
Literacy 9.30-10.30 Learning Intention – to recognise and correctly pronounce my sounds.	Revise this week's new sound: 'sh' ...can your child remember the action? Listen to the 'ng' song - https://www.YouTube.com/watch?v=U2HYM9VXz9k (9 minutes and 42 seconds) It is also important for the children to continue revising all previous sounds every day. Activity: your child should complete the second 'sh' sheet – practising writing 'sh' carefully on the line and colouring in the picture neatly. Go over the words at the left hand side – can your child read any of them? Where do they hear the 'sh' sound – is it at the start of the word or at the end of the word?	All P1 Sounds Sheet Order of Teaching Sounds Sheet Actions for letters and sounds sheet 'sh' sheet
Playtime		
Numberjacks 10.45-11.00	This is the children's milk/water time, during which we watch educational numeracy programme 'Numberjacks'. If you type 'Numberjacks S2 e22' then the correct one should come up.	Numberjacks on YouTube
Numeracy/Maths 11.00-12.30 Learning Intention - to add numbers within 10	If possible, search the following counting songs on YouTube (if this cannot be accessed, please practise counting up to 30, down from 20, and up to 20 in 2's) The Counting by Twos Song Counting Songs Scratch Garden Learn Addition up to 10 Addition 1 to 9 Math for Kindergarten & 1st Grade Kids Academy Activity: Please complete page 12 of Adding to 10 workbook: Patterns. Your child should have concrete materials available to help them with this if they require it. (e.g. lego pieces, coins, beads, cups... anything really – as long as it can be counted). Grace before meals prayer.	Counting Songs on YouTube Adding 0-10 workbook
Lunch time		
RE 13.05-14.05 Learning Intention - to discuss the meaning of a story	Grace after meals prayer. Ask your child if they can remember the reason we were off school for a holiday. What special event has just taken place in the Christian calendar? Do they understand why Easter is a special time for Christians? What happens in the Easter story? Search 'Beginners Bible' on YouTube. Children should watch and discuss the following story: The Story of Easter Children can draw a picture of their favourite part of the story in their green jotter.	Beginners Bible on YouTube Green Jotter
Choose Time 14.05 – 14.35	This is children's spontaneous play time. They may choose their own activity.	
Story Time / Word Practice 14.35-15.20 Learning Intention – to recognise key words	Read a story to your child. If possible, please use the Oxford Owl website to read 'No Tricks, Gran!' If your child has now read this twice – read 'Stuck in the Mud' Practise reading the following words: a, about, all, an, and, are, as, asked. (You will need to write them down for your child so that they can see them clearly). If your child has no problem with these, focus on practising trickier words from the book. Sing ABC song. Night time prayer.	Oxford Owl Website There are ABC songs on YouTube you can also use.
Home Time		

Mrs Lang will also provide a music activity – keep an eye on the blog to find out what this is.



Friday

Week 3: 20.4.20 – 24.4.20

Time of day	Activity	Resources
Welcome 8.55-9.30	Morning Prayer Check-in activity. Children to colour in one face to represent how they are feeling. Discuss with your child: What day is it? What day was it yesterday? What date is it? What is the weather like today?	Prayer sheet Check-in Activity sheet
Literacy 9.30-10.30 Learning Intention – to recognise and correctly pronounce my sounds.	Revise this week's new sound: 'ng' ...can your child remember the action? Listen to the 'ng' song - https://www.YouTube.com/watch?v=U2HYM9VXz9k (9 minutes and 42 seconds) It is also important for the children to continue revising all previous sounds every day. Activity: join the word to the picture activity. First: cover the pictures and ask your child if they can read the words/identify sounds in the words. Ask if they can show you on their arm how we sound out words. They should then match the words to the pictures. They can colour in the pictures if they have colouring pencils/pens. Extension: Can your child copy the words underneath? Can they turn over and write the words on the back without copying?	All P1 Sounds Sheet Order of Teaching Sounds Sheet Actions for letters and sounds sheet 'Join the word to the picture' worksheet – cat van fox ant fan
Playtime		
Assembly 10.45-11.45	Search: Fischy Music Assembly (Week 3) on YouTube. Fischy music are going to be posting weekly assemblies for the children to join in with.	Fischy Music on YouTube
Story Time / Word Practice 11.45-12.15 Learning Intention – to recognise key words	Read a story to your child. Let your child choose one from your house, or another one from the Oxford Owl website. Practise reading the following words: a, about, all, an, and, are, as, asked. (You will need to write them down for your child so that they can see them clearly). If your child has no problem with these, focus on practising trickier words from the book. Sing ABC song. Night time prayer.	Story book of your choice Green Jotter
Reflection 12.15-12.30	Use this opportunity to look over all the super pieces of work you have completed this week. Ask your child what they think their best piece of work is and why. Make sure to give them loads of praise and encouragement after what I am sure has been ANOTHER very different 'school week' for them. And a HUGE well done to all the parents too! You are all doing amazing. Night Time Prayer	

