

IMPORTANT

This is an Accessible Digital Copy of a printed book. The original digital file from which the Accessible Copy was made was kindly provided by the publishers. All rights to the Accessible digital copy are retained by the rightsholders of the printed books.

This Accessible Digital Copy is for the personal use of an “**Authorised Person**” who is defined as “**a pupil who is visually impaired or otherwise disabled and by reason of such visual impairment or disability is unable to read or access the original printed book**”.

An Authorised Person is regarded as “visually impaired” in accordance with s.31F (9) of the Copyright, Designs and Patents Act 1988, or, as appropriate, as a “disabled person” in accordance with s.1 of the Disability Discrimination Act 1995.

No other pupils can use the Copies.

The Accessible Copy may be stored on the students’ personal computer or other electronic device, or on a secure password-protected intranet limiting access to the student(s) only.

The user(s) of the Accessible Digital Copy must have legal access to a hard copy of the book, bought either for personal use or as part of a class set.

If the pupil(s) cannot access the Accessible Digital Copy, it may be converted into another Alternative Format. The book may not be altered except as required for conversion to the Alternative Format, and conversion must retain the integrity of the text.

The student(s) may print the contents of the book for personal use only.

The Accessible Copy **may not** be further copied, nor may it be supplied to any other person, without permission. It **may not** be made available on the world wide web or copied or transferred to any third party.


The Accessible Digital Copy should be deleted once the pupil(s) have completed the course for which it was supplied.

Do not supply the Accessible Copy to other pupils. If you require another Accessible Copy of this book for more pupils, you must download another copy from the Books for All Scotland Database.

Please note that that usage of Accessible Digital Copies outwith these terms and conditions may result in legal action against you and/or your educational establishment.

A Right Angle and Quarter Turn

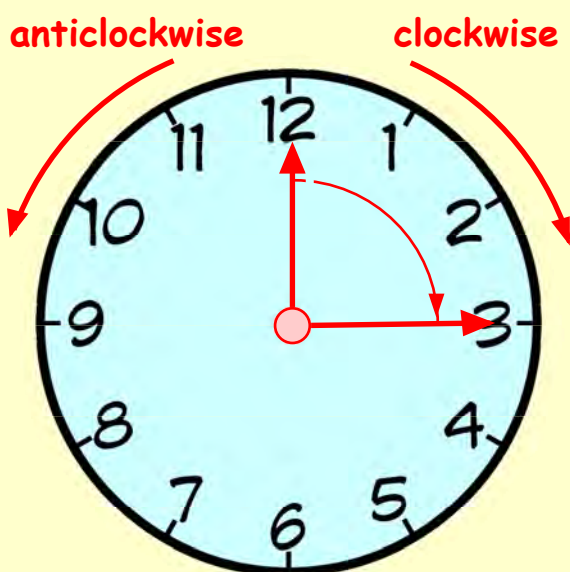
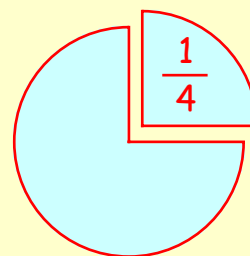
Know what a Right Angle and a Quarter Turn are



The hands of a clock move in a **clockwise** direction.

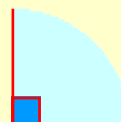
Anticlockwise is the opposite direction.

Do you remember what a **quarter** looks like?



When the big hand moves **clockwise** from the **12** to the **3**, it has moved through a $\frac{1}{4}$ turn **clockwise** or a **quarter turn clockwise**.

A **quarter turn** is the same as a **right angle**.



Exercise 1

1. The blue arrow in the circle makes a $\frac{1}{4}$ turn **clockwise**.

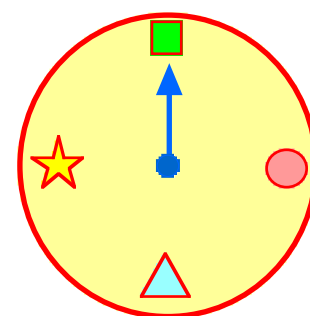
Which shape is it pointing to?

2. Instead, the blue arrow makes a $\frac{1}{4}$ turn **anticlockwise**.

Which shape is it pointing to now?

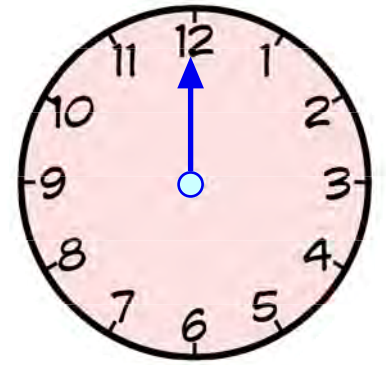
3. The arrow points at the green square and makes a $\frac{1}{2}$ turn **clockwise**.

Which shape is it pointing to now?



4. This blue arrow starts at **12**. Make a $\frac{1}{4}$ turn **anticlockwise**.

Where do you finish ?



5. Set the arrow to **6**. Make a $\frac{1}{4}$ turn **clockwise**.

Where do you finish this time ?

6. The arrow points to **9**. Make a $\frac{1}{2}$ turn **clockwise**.

Where will the arrow then point to ?

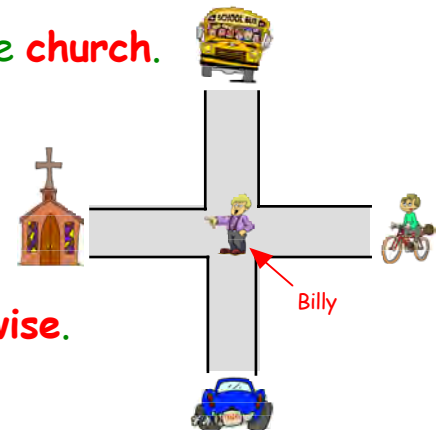
7. Start at **2**. Make a **full turn clockwise**. Where do you finish ?

8. Start at **1**. Make a **half turn clockwise**. Where do you finish ?

9. Billy is standing at a crossroads. He is facing the **church**.

Billy makes a $\frac{1}{4}$ turn **anticlockwise**.

What is Billy then looking at ?



10. Billy faces the church. He makes a $\frac{1}{2}$ turn **clockwise**.

What is he then looking at ?

11. This time Billy is facing the **bus**. He makes a **right angle turn clockwise**.

Where does he end up facing ?

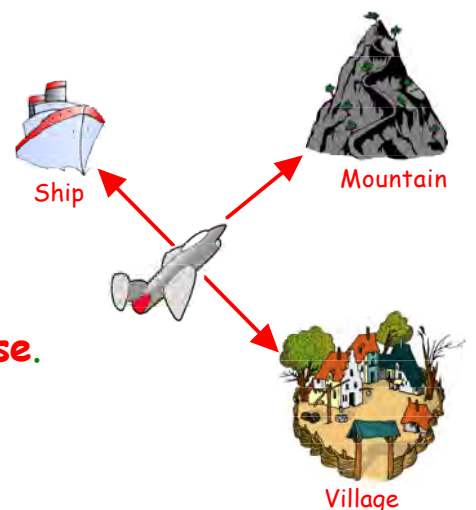
12. A plane is flying towards a mountain.

- a The plane makes a $\frac{1}{4}$ turn **clockwise**.

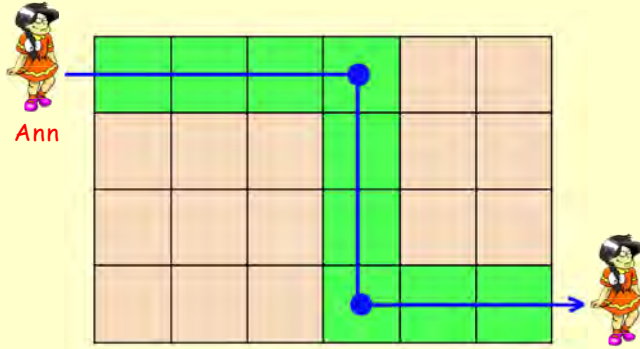
Where is the plane flying towards now ?

- b The pilot **then** makes a $\frac{1}{2}$ turn **anticlockwise**.

Where is the plane then flying towards ?



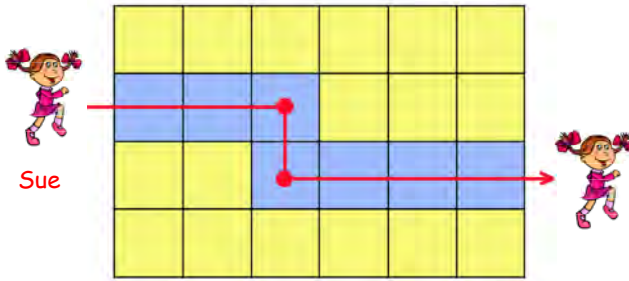
More Complicated Journeys



Move 4 slabs forward
 Turn right
 Move 3 slabs forward
 (Ann is facing **down** the page)
 Turn left
 Move 3 slabs forward

3. Write directions to show how Sue follows the path shown.

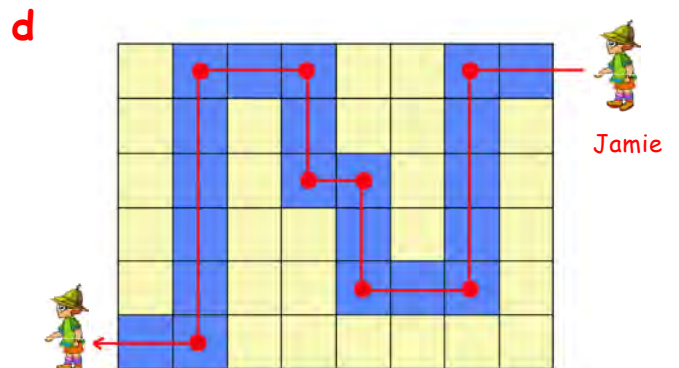
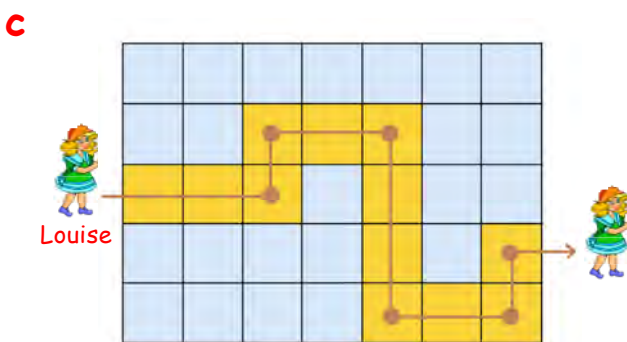
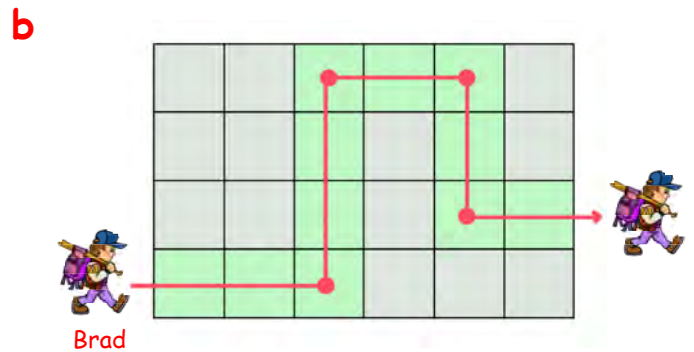
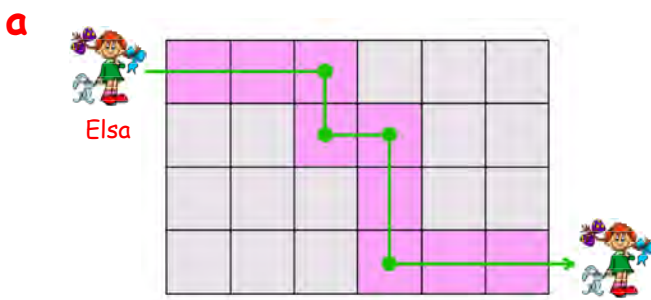
Copy and complete :-



Move ... slabs forward
 Turn

Move ... slabs forward
 (Sue is facing **down** the page)
 Turn
 Move ... slabs forward

4. Write directions for each child to follow the chosen path.



Shown is a map of Creely Island.

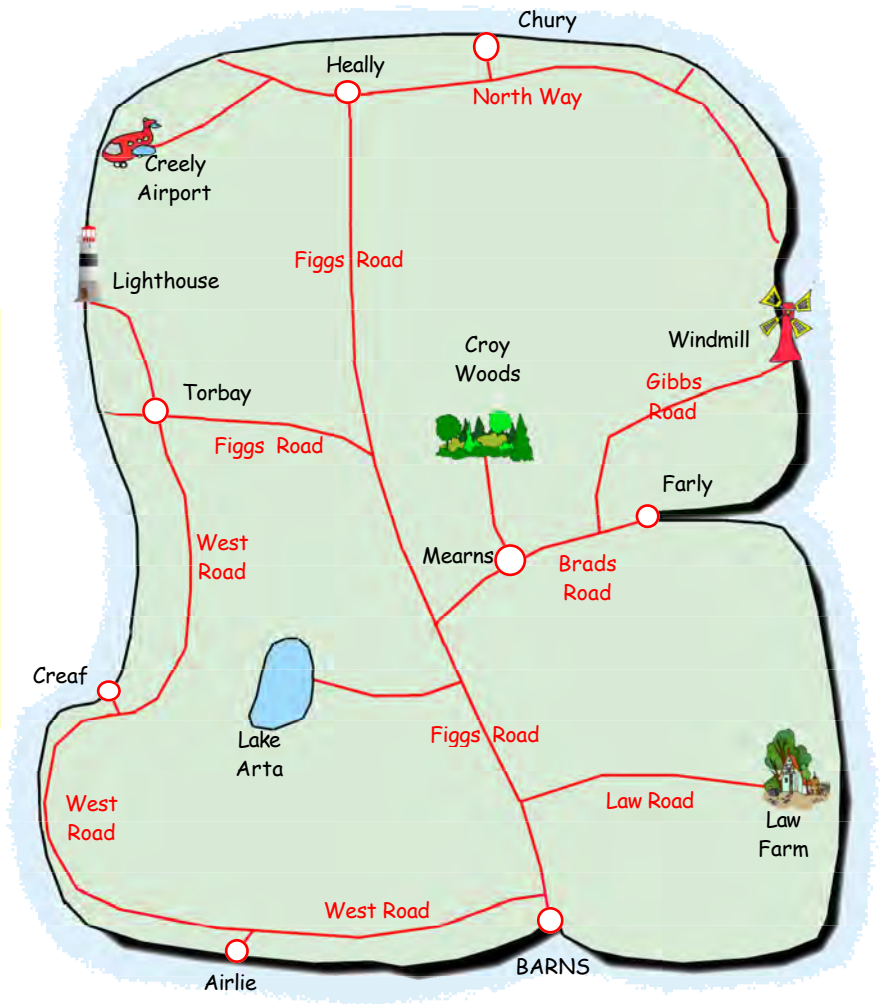
To drive from **BARNS** to the **Windmill** :-

Drive along **Figgs Road**.

Take the **2nd** on the **right** onto **Brads Road**.

Take the **2nd** on the **left** onto **Gibbs Road**.


The **Windmill** is at the end.



5. Say how you would drive from **BARNS** to **Law Farm**.


6. Give instructions as to how to drive from **BARNS** to **Lake Arta**.

7. How would you drive from **BARNS** to **Creaf** ?

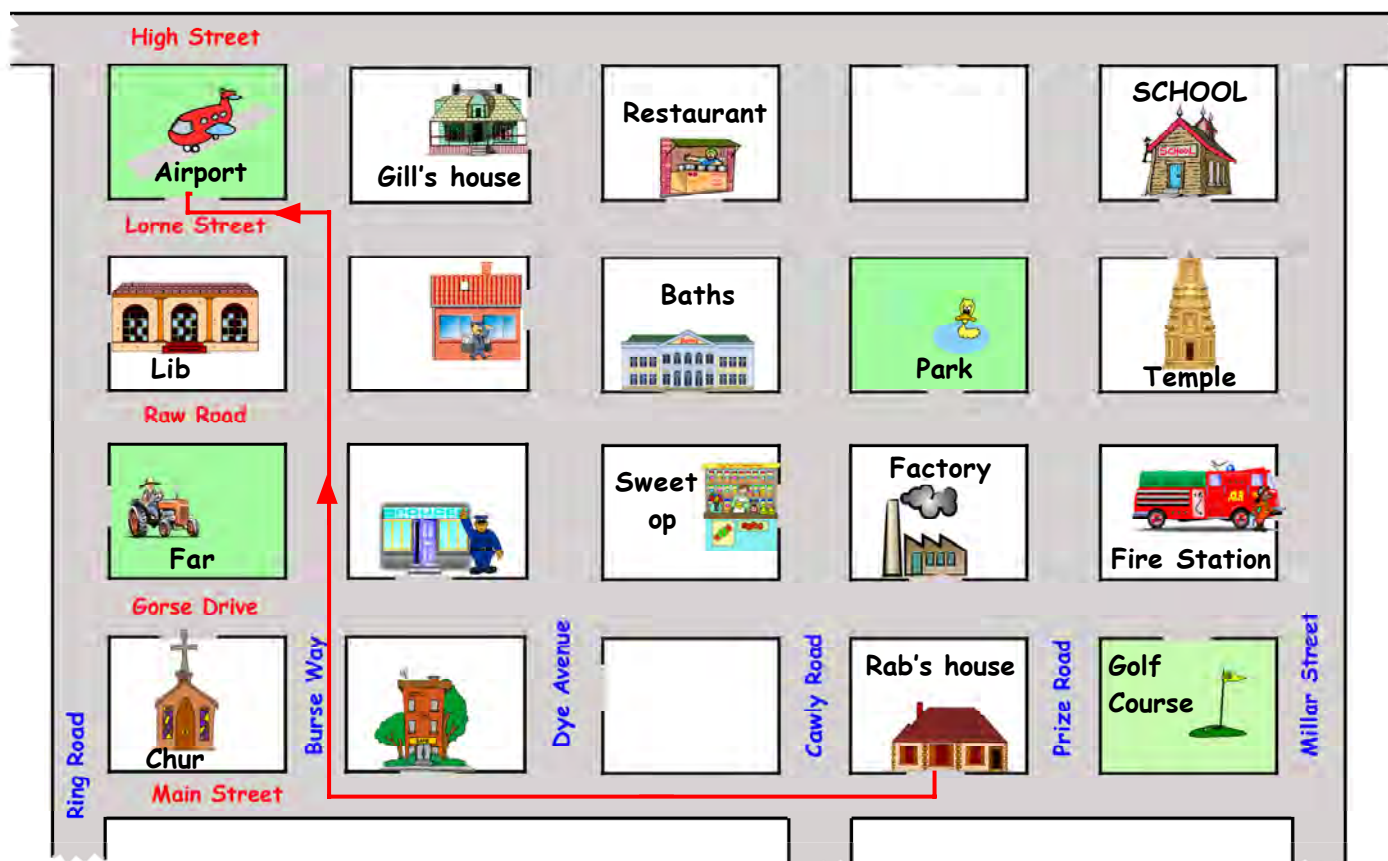
8.  George lives in **BARNS**. He needs to pick his friend up from Creely Airport. Describe how he would get there.

9. Jane lives in **Heally** and wants to drive to the **Lighthouse**. Tell Jane how she should drive to get there.



10.  Jason lives in **Farly** and wants to drive to his friend's house in **Chury**. What route must he take ?

Shown is a street map of part of Drumly Village.



To get to the airport, Rab leaves his house, **turns right**, and walks along **Main Street**. He turns **3rd right** into **Burse Way** and takes the **3rd on his left** into **Lorne Street**. The airport is on his **right**.

11. a Rab wants to go to the **Post Office**. **Copy** and complete :-

Come out of Rab's house, turn Take the on the right into Avenue. The post office is the block on the

b Gill wants to go to the **Fire Station**. **Copy** and complete :-

Come out of Gill's house and turn Take the on the left into Then take the right into Street. The Fire Station is on her

c Give directions to walk from the **Police Station** to the **Park**.

d How would Stef get from the **School** to the **Sweet Shop** ?

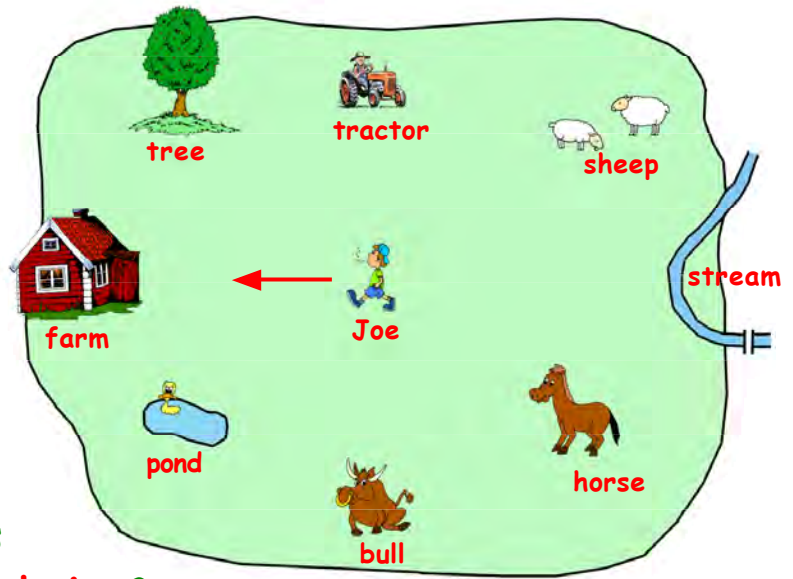
The 3 Q's

Revisit - Review - Revise

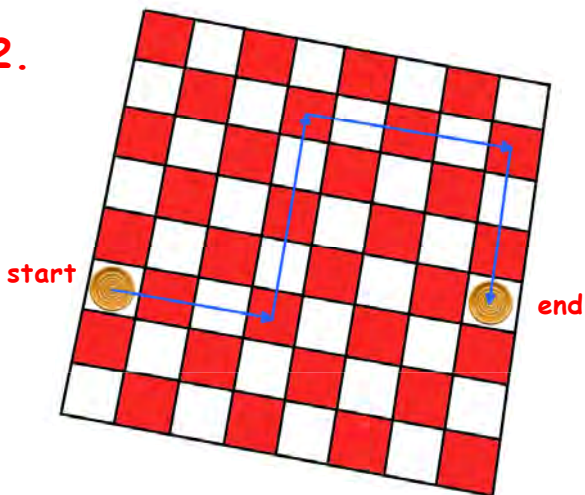
1. Joe is in a field walking towards the farm.

a What is the **first** thing Joe sees if he turns his head **clockwise** ?

b What will Joe be looking at if he makes a **quarter turn anticlockwise** ?



2.



Jason moves a draughts piece around the table as shown.

Describe how he moved the piece.

Move squares forward.

Turn

Move squares

Turn

.....



3. Describe how the taxi driver should drive to get to the house with the red roof.

Drive along street.

Turn ... right into

.....

