







Easter Holiday Activities and Ideas: 3

Monday	Tuesday	Wednesday	Thursday	Friday
<p style="text-align: center;">Grow A Bean</p>  <p>Grow a bean in a clear cup to watch the roots grow down and the stem grow up.</p> <p>You need:</p> <ul style="list-style-type: none"> • A broad bean seed • Jar • Kitchen roll / napkin • Water <p>INSTRUCTIONS</p> <ul style="list-style-type: none"> • Swirl a small amount of water around the jar. 	<p>Fold your napkin or kitchen roll and place into the jar. (Make the kitchen roll very slightly damp also)</p> <ul style="list-style-type: none"> • Place the bean seed in the jar resting on the napkin/ kitchen roll. • Spray some water onto the bean every few days. <p>The bean should start to grow roots after a few days, this is called germination.</p> 	<p style="text-align: center;">Indoor Treasure Hunt</p>  <p>Collect some of your child's old toys that they haven't played with for a while.</p> <p>Hide them around the house.</p> <p>Have a treasure hunt to find the toys.</p> <p>You could make a treasure map to make this activity more exciting!</p>	<p style="text-align: center;">Board Games</p>  <p>Have a games afternoon. Dig out those old board games and have fun playing together.</p> <p style="text-align: center;">Dressing Up</p>  <p>Using clothes / shoes/ bags etc let your child have fun making their own costumes!</p>	<p style="text-align: center;">Splish, Splash</p>  <p>Children love to play with water. Fill up a basin and bucket and add in bath toys, or loose part items like sponges, wooden spoons etc.</p> <p><u>Note: NEVER LEAVE CHILDREN ALONE WITH WATER! Ensure supervision as children can drown even in shallow water.</u></p>