










Homework Club Topic Grid: Term 1



Oceans

Numeracy	Out and About!	Literacy
<ul style="list-style-type: none"> • Create a questionnaire with tally marks to record the favourite sea creatures of your friends and family. • Use your questionnaire results to draw a pictogram. • Find out the combined length of five different underwater creatures, then double it. • Calculate the price of a family visit to a local sea life centre. 	<ul style="list-style-type: none"> • With an adult, explore a place that has water such as a pond, loch, river, sea life centre or the seaside. • Visit someone who has an aquarium or even just a goldfish! Observe the animals. • Create your own pond using a bucket or basin of water. Can you create creatures or plants to put in your pond? 	<ul style="list-style-type: none"> • Read a sea-themed novel. • Make an acrostic poem about your favourite under the sea creature. • Present your acrostic poem to family and friends. • Write a list of activities you can do at the seaside or under the sea. • Write an under-the-sea themed story. 
<h3>Working With Others</h3> <ul style="list-style-type: none"> • Create a quiz about seas, oceans, lochs and underwater creatures. Ask your family and friends to complete it. • Create a snap game to play with a partner by drawing 4 different sea creatures on pieces of card. Draw each creature 5 times. • Work with a friend to design, draw and label a boat or submarine. 	 <h3>Homework Choice Grid Under the Sea</h3> 	<h3>Expressive Arts</h3> <ul style="list-style-type: none"> • Sand art! Use food colouring to colour sand. Can you make a picture with the coloured sand? • Learn and perform a song with a sea theme. • Act out a scene from your favourite sea themed movie. • Use different art materials to make a sea collage. 
<h3>Let's Get Technical!</h3> <ul style="list-style-type: none"> • Make a boat and see if it floats in the sink or bathtub. • Complete a float-or-sink experiment in your sink or bathtub with ten household items. • Create a fishing rod. Try to 'catch' some household items. • Use the Internet to search for pictures of sea creatures. 	<h3>Health and Wellbeing</h3> <ul style="list-style-type: none"> • Make a list of ways to look after the sea. • Make a fish recipe. • Play 'guess the animal' by moving like a sea creature and have your friend guess which one it is. • Make a list of ways to stay safe when you are near water, like at the seaside. 	<h3>Social Studies</h3> <ul style="list-style-type: none"> • Write a fact file about your favourite sea creature. • Draw a map of a river from its source to the sea. Label the features of land on its journey, such as hills and waterfalls. • List the types of weather and extreme weather that is connected to water. • Name the world's oceans and seas on a map. 