

# Monday 22<sup>nd</sup> June – Miss Clark P2/3

## Spelling






### Speller-size!

This week let's get moving with speller-size. One word at a time, can you do a star jump each time you say a letter in the word?



Pick 8 words for your spelling task either from one column or a mixture of columns! As this is our last week or term I have used a 'Summer' theme:

<u>MILD</u> 	<u>SPICY</u> 	<u>HOT</u> 
sun	spade	sunglasses
ball	bucket	ice-cream
pool	summer	flip flops
hat	beach	swimsuit
hot	bright	holiday
sand	shell	barbeque

## Story Time



**Story starter!** Suddenly, the wind gusted and Sammy was lifted higher and higher until his owner Beth could hang on no more... "Owwoooooo!" yelled Sammy, as the world below him drifted further and further away. Up...Up...Up...He went, until Beth was just a tiny dot; an ant far beneath him!

Can you continue this story about the dog that floated away? Can you describe what the dog sees as he is floating away? Where does he finally land? Does he manage to get back home?



## Writing

As it is almost the summer holidays why not have a go at this 'Seasons' writing template? I have uploaded it to the blog. Can you write a sentence to say what you like about each season and draw a picture for each?



# Mental Maths Warm Up



## Magic Box – Guess the pattern!

You will need a box and either some cubes, counters, lego or even pasta shapes.

This box is now the magic box! It produces a pattern and children have to identify that pattern. E.g. Put 1 cube in, children close their eyes and whisper 'abracadabra' and 2 cubes come out.... then 4 cubes.... then 8.... Children identify that the box is doubling the cubes and then predict what will come out next. This can be used for other patterns, e.g. adding 2,3,4, or 5 each time, or counting in 2s, 10s, 5s. For each pattern, the children will first identify what the pattern is and then use that to predict the next amount to come out of the box.

Example:



**What is the pattern?** You are adding two each time!

**So what would be next in the pattern?** 7!

## Numerergy

I have uploaded today's worksheet along with this blog post "MONDAY MATHS SUBTRACTION FROM 20 USING A NUMBER LINE". It can be printed off or you can record your answers in your Home Learning Jotter.

## Last week of term!

I hope you have enjoyed our mini Superheroes topic. I'm sure you have been working hard and trying your best! Remember that we are all superheroes in our own special way!

As it is the last week of term, I have uploaded lots of fun summer activities onto the blog for you to choose from. Enjoy! ☺

