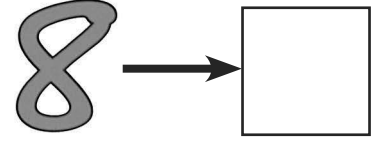
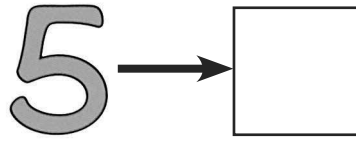
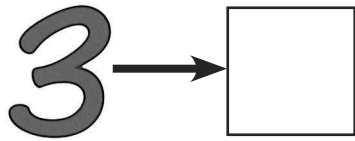


Counting to 10

▼ Warm up

What is the next number?



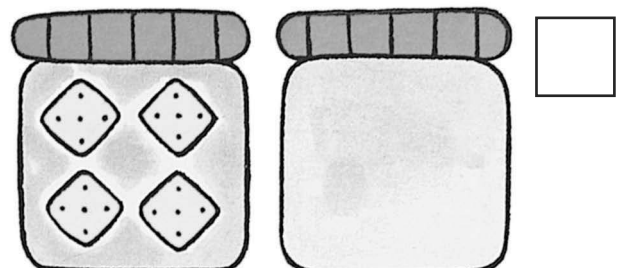
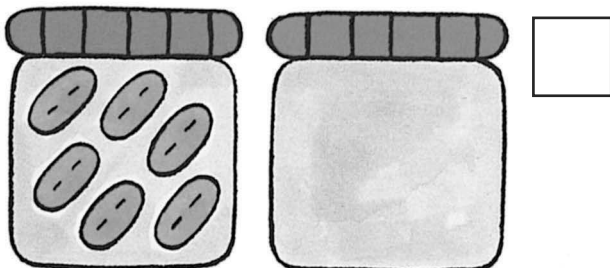

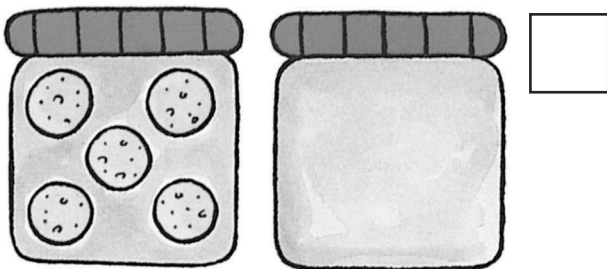
Learn about

Make sure you can write the numbers properly.

0 1 2 3 4 5 6 7 8 9 10

▼ Now try these

Draw the same number of biscuits in the empty jar.
Write how many you have drawn.



Measuring

Warm up


Add 2 to each number.

1 → 3 → 4 → 6 →

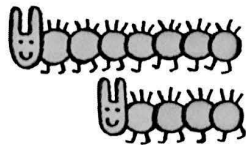
Learn about

We use these words when talking about measuring.


shorter




longer



shortest




longest

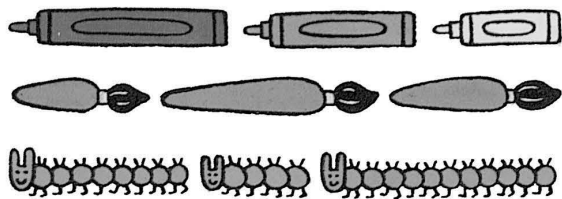


Now try these




Tick (✓) the longest in each set.



Tick (✓) the shortest in each set.



Look at the 4 items in each set. Join them up in order of size.



Shapes

Warm up

Write the answers.



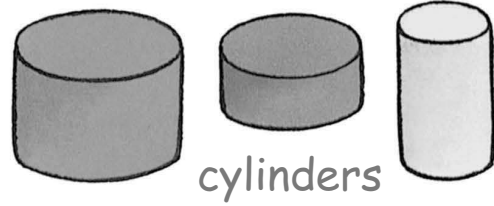
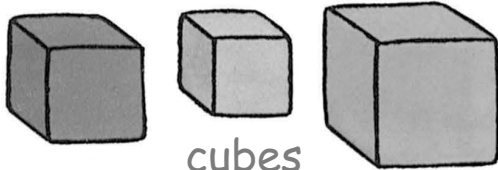
$2 - 1 = \square$

$4 - 2 = \square$

$3 - 2 = \square$

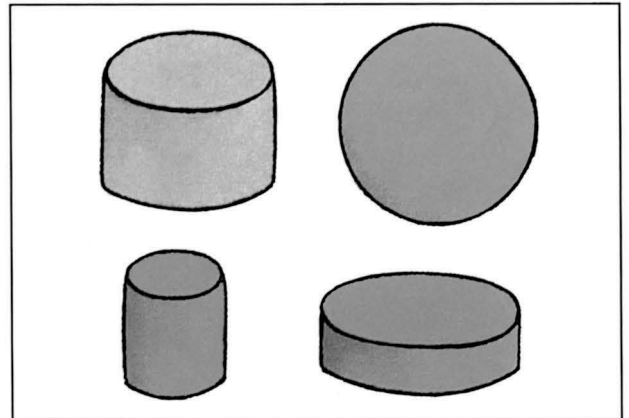
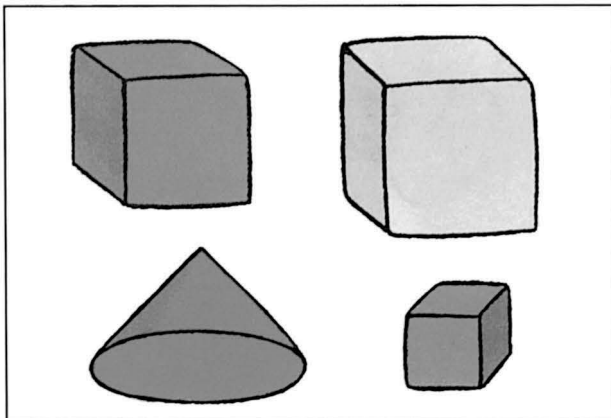
Learn about

The same shape can come in different sizes and colours.



Now try these

Draw a ring around the odd one out in each set.



Time

Warm up

Write the answers.

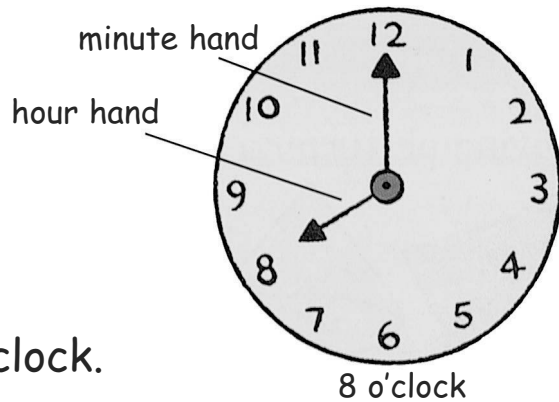
$6 + 0 = \square$

$5 + 0 = \square$

$9 + 0 = \square$

Learn about


The minute hand points to 12 at o'clock times.




The hour hand tells you which o'clock.

Now try these


Write the times under each clock.




o'clock



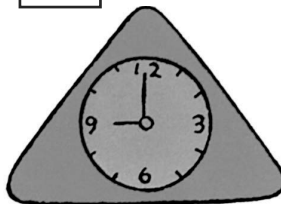
o'clock




o'clock



o'clock



o'clock



o'clock