

# Literacy-Tricky words

Watch the video below:































<https://www.youtube.com/watch?v=WxgVwdYm11A>

# Literacy-Tricky words

1)

## Caterpillar Tricky Word Writing

Copy the tricky words the caterpillars are saying on to the leaves to help them turn into a butterfly.

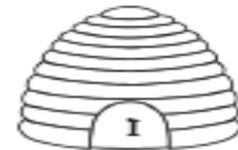

 <p>to</p>				
 <p>no</p>				
 <p>the</p>				
 <p>I</p>				
 <p>go</p>				
 <p>into</p>				

# Literacy-Tricky words

2)

## Beehive Tricky Word Matching

Draw lines to join the bees to the beehive that shows the matching tricky word.



# Literacy-Tricky words

3) Can you draw a rainbow and write these tricky words learnt in it following this game?

**Rainbow Writing**  
**Roll and Spell**

Roll the dice and write the word according to the corresponding color. When you have written the word in all colors, say the word aloud!

	Write your word with <b>red.</b>
	Write your word with <b>orange.</b>
	Write your word with <b>yellow.</b>
	Write your word with <b>green.</b>
	Write your word with <b>blue.</b>
	Write your word with <b>purple.</b>

<http://gardenofediblelearning.blogspot.com> 