

Literacy

- Tricky words

Continue to practise spelling the Tricky words.

<https://www.doorwayonline.org.uk/activities/speller/>


- Enter
- Next
- Choose the blue pencil at the bottom (1200 Common Words).
- Choose 1st Hundred and work through each of the sets as appropriate.
-

or Login to Nessy or Studyladder

- Writing

Here are some characters that you know very well indeed. But what do you think is happening in this picture?

Write a few sentences to describe what you think.




HWB

Cosmic Kids Yoga - Coco the Butterfly



<https://www.youtube.com/watch?v=pT-s1-phgxs>

What do you notice about this beautiful butterfly?



Imagine a line drawn right down the centre. Now look carefully at both sides.

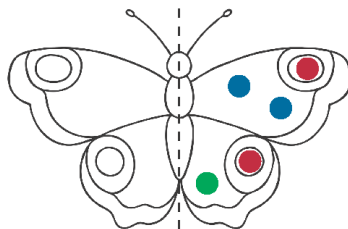
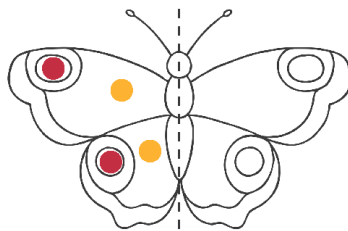
Tell a grown up what you notice. Do you remember what we call this?

The butterfly is **S**_____.

Can you make a symmetrical butterfly?

Create a Symmetrical Butterfly

Can you complete these symmetrical patterns?



Use paint to make a beautiful, symmetrical butterfly.

<https://www.woodlandtrust.org.uk/blog/2019/06/minibeast-activities-crafts/>