



# Superhero Shield

## You will need:


- White, round paper plate
- White glue
- Scissors
- Yellow paper or card
- Red and light blue colouring pencils/pens/paint and paintbrush




First, colour or paint a thick blue ring around the outside of your paper plate.



Next, colour or paint a smaller thick blue ring closer to the middle of your paper plate. This will leave a thick white ring in between the two blue rings and a space in the middle of the plate.



Once the blue rings have dried, colour or paint the centre of your paper plate using red.



Now, draw a logo onto either paper or card and use your scissors to cut it out. It should be slightly smaller than the red circle in the middle of your paper plate.





Once the red circle has dried, stick the logo onto the middle of your paper plate using glue. Your shield is now ready to protect you!

# Superhero Shield

## You will need:


- White, round paper plate
- White glue
- Scissors
- White paper or card
- Red and light blue colouring pencils/pens/paint and paintbrush






## Step 1

First, colour or paint a thick blue ring around the outside of your paper plate.




## Step 2

Next, colour or paint a smaller thick blue ring closer to the middle of your paper plate. This will leave a thick white ring in between the two blue rings and a space in the middle of the plate.



### Step 3

Once the blue rings have dried, colour or paint the centre of your paper plate using red.



## Step 4

Now, draw a logo onto either paper or card and use your scissors to cut it out. It should be slightly smaller than the red circle in the middle of your paper plate.



## Step 5

Once the red circle has dried, stick the logo onto the middle of your paper plate using glue. Your shield is now ready to protect you!

# Superhero Shield

## You will need:

- White, round paper plate
- Yellow paper or card
- White glue
- Scissors
- Yellow paper or card
- Red and light blue colouring pencils/pens/ paint and paintbrush



White, Round Paper Plate

Red and light blue colouring pencils/pens/paint and paintbrush

Yellow Paper or Card

Scissors

White Glue