

# Literacy

Choose what you would like to do this morning.


You may have a task from earlier in the week that you didn't have time to do or to complete, or you may be looking for a different kind of challenge to finish off the week. You decide!

- Phonics

**BOGGLE**

How many different words can you find?


c	o	d
s	m	a
u	e	l



www.tpet.co.uk

- Reading

**Read Along Buddy**




We all like to read with someone else or share a story with a friend.

Using a sock, glue and other crafting bits, can you create a puppet buddy?

What will you name them?

Are they a character from the book?

**Jolly Phonics**  
Search and Find Challenge  
Find these items of food in the picture below.



## Numeracy

Ask an adult to help you read and understand the question. What kind of calculation will you need to do?

How will you work it out? You may want to use some small items to help you count, or a number line. You may want to draw a picture to help you calculate the answer.

<p><b>Real-life Maths</b></p> <p>I think of a number, then add 2.</p> <p>The answer is 7.</p> <p>What was my number?</p> <p>Year 1</p>	<p><b>Real-life Maths</b></p> <p>Lisa has 5 pens and Tim has 2 pens.</p> <p>How many pens do they have altogether?</p> <p>How many more pens has Lisa than Tim?</p> <p>Year 1</p>	<p><b>Real-life Maths</b></p> <p>Scores in a game are: Josh <math>2 + 3</math> Sam <math>3 + 5</math> Nya <math>4 + 2</math></p> <p>How many did Sam and Nya score altogether? How many more did Sam score than Josh?</p> <p>Year 1</p>
<p><b>Real-life Maths</b></p> <p>Some hens lay 2 eggs, 4 eggs and 3 eggs.</p> <p>How many eggs did they lay altogether?</p> <p>Year 1</p>	<p><b>Real-life Maths</b></p> <p>Half of the cakes in a box of 10 are gone.</p> <p>How many cakes are left in the box?</p> <p>Year 1</p>	<p><b>Real-life Maths</b></p> <p>How much altogether is <math>5p + 2p + 1p</math>?</p> <p>Year 1</p>

## HWB

- Peace out time

<https://www.youtube.com/watch?v=YtmjV49YEWs>

Your Little Star

