

## Spelling






In your home learning jotter, write each of your spelling words. First, write them forwards then write them in rainbow colours like this:

cat = tac

mouse = esuom

Here is a list of mild, spicy and hot spelling words - the hot words are the trickiest! You can pick 8 words for your spelling task either from one column or a mixture of columns!

MILD 		SPICY 		HOT 	
boil	dive	claw	high	straw	night
coil	five	draw	sigh	crawl	sight
foil	fire	hawk	thigh	bride	fright
join	wire	yawn		spike	flight
coin	kite	raw		stripe	knight
				spine	bright

## Story Time



Have a break and watch this story called 'Bubbles'.

<https://www.literacyshed.com/bubbles.html>


Discuss with an adult:

- How do you think the new little girl feels when she finds the bubbles?
- How does this make the original little girl feel?
- Where do you think the second little girl goes on her bubble?

## Writing



Have a look at the picture below. Think about what we do in class when learning about recounts. We start by looking at a picture with labels and **key words**. We look at the picture, read the labels then use the key words to help share oral sentences about what might be going on. Try this with an adult.



### Key words:

went  
came  
looked  
ordered  
ate/drank  
liked

Example of an oral sentence using key words and labels: "I looked at the **menu**".

# Mental Maths Warm Up



Starting from 0, count forwards in 10's like this:

**0, 10, 20, 30, 40, 50, 60, 70, 80, 90, 100**

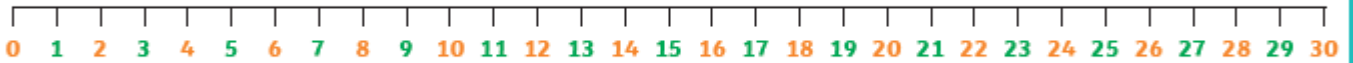
See how far you can get! If you find it easy, try starting from an off the decade number like this:




**7, 17, 27, 37, 47, 57, 67, 77, 87, 97, 107**

## Numeracy

In your home learning jotter, pick 9 or more sums to answer from the mild, spicy, hot page below. Remember the strategies that you have used in class!

- Counting on from the second number and tracking how many jumps to get to the answer
- Using a number line like the one below
- Counting on from the biggest number in your head or on a number line
- Using your fingers to track your counting
- Using counters or cubes to help you count



<u>MILD</u> 	<u>SPICY</u> 	<u>HOT</u> 
1. $\square + 7 = 11$	1. $\square + 17 = 25$	1. $\square + 42 = 47$
2. $\square + 10 = 15$	2. $\square + 19 = 26$	2. $\square + 38 = 41$
3. $\square + 9 = 12$	3. $\square + 25 = 29$	3. $\square + 19 = 23$
4. $\square + 10 = 13$	4. $\square + 16 = 23$	4. $\square + 32 = 36$
5. $\square + 8 = 12$	5. $\square + 19 = 22$	5. $\square + 25 = 31$
6. $\square + 9 = 14$	6. $\square + 25 = 28$	6. $\square + 37 = 42$
7. $\square + 11 = 15$	7. $\square + 20 = 26$	7. $\square + 43 = 50$
8. $\square + 12 = 15$	8. $\square + 16 = 21$	8. $\square + 45 = 49$
		9. $\square + 35 = 39$

## Dinosaurs Topic

Have a go at the dinosaur word search that is attached on today's blog post! Can you have a go at making your own dinosaur word search in your home learning jotter? Ask an adult to help you make a word search grid.

