

# Literacy

- Spelling

Let's learn a new sound today. It's the **ay** sound, and we use it mostly when we hear this sound at the end of a word.

<https://www.youtube.com/watch?v=j87nbA2I7Zo>




<https://www.youtube.com/watch?v=MTCP8i4Nwgc>

Here is a list of mild, spicy and hot spelling words.













Look at them carefully.

You should choose 10 words for your spelling task this week. You may want to choose words from just one column or from a mixture of columns!

In your Home Learning jotter, carefully write out each of your spelling words. Remember to join the two letters **a** and **y**.

<u>MILD</u> 		<u>SPICY</u> 		<u>HOT</u> 	
say	ray	away	today	today	Tuesday
pay	way	stay	spray	holiday	Friday
day	lay	clay	Sunday	birthday	Saturday
hay	may	tray	Monday	crayon	Thursday
away	today	play	stray	yesterday	Wednesday

Use your Spelling Wall from last week to give more ideas of how to practise the words you have chosen.

Primary 1/2 Spelling Wall			
<p><b>Word Wall</b></p> <p>Write each word in a box. Use a dictionary to check the spelling.</p> <p>Example: </p>	<p><b>Word Wall</b></p> <p>Write each word in a box. Use a dictionary to check the spelling.</p> <p>Example: </p>	<p><b>Word Wall</b></p> <p>Write each word in a box. Use a dictionary to check the spelling.</p> <p>Example: </p>	<p><b>Word Wall</b></p> <p>Write each word in a box. Use a dictionary to check the spelling.</p> <p>Example: </p>
<p><b>Word Wall</b></p> <p>Write each word in a box. Use a dictionary to check the spelling.</p> <p>Example: </p>	<p><b>Word Wall</b></p> <p>Write each word in a box. Use a dictionary to check the spelling.</p> <p>Example: </p>	<p><b>Word Wall</b></p> <p>Write each word in a box. Use a dictionary to check the spelling.</p> <p>Example: </p>	<p><b>Word Wall</b></p> <p>Write each word in a box. Use a dictionary to check the spelling.</p> <p>Example: </p>
<p><b>Word Wall</b></p> <p>Write each word in a box. Use a dictionary to check the spelling.</p> <p>Example: </p>	<p><b>Word Wall</b></p> <p>Write each word in a box. Use a dictionary to check the spelling.</p> <p>Example: </p>	<p><b>Word Wall</b></p> <p>Write each word in a box. Use a dictionary to check the spelling.</p> <p>Example: </p>	<p><b>Word Wall</b></p> <p>Write each word in a box. Use a dictionary to check the spelling.</p> <p>Example: </p>

- Reading /Listening

Listen to the story of The Hare and The Tortoise

<https://www.bbc.co.uk/teach/school-radio/audio-stories-the-hare-and-the-tortoise/zfggy9q>

What is the setting for this story? How do you know?

In your Home Learning jotter draw a picture of your least favourite character. Why did you choose that one?

What did you learn from listening to this story?

## Numeracy

Join in with the Counting in Tens song

<https://www.youtube.com/watch?v=Ftati8iGQc6>

Now it's your turn!

Starting from 0, count forwards in 10s like this:

**10, 20, 30, 40**

See how far you can get! If you find it easy, try starting from a number like **15** or even **43!**








Starting from 100, count backwards in 10s like this:

**100, 90, 80, 70, 60**











See how far you can get! If you find it easy, try starting from a number like **54** or even **92!**

Now, choose one of the Number Walls and complete at least one task today. Remember to use your jotter if you need to write anything down.

Primary 1/2 Number Wall

Count forwards and backwards	Pick a number	Before and After	Count in Tens
Count forwards and backwards within the range 1-20, starting and ending on different numbers and crossing the tens (10, 20). 11, 18, 19, 20, 22 8, 9, 20, 11, 12, 13, 14	Pick a number between 1 - 20.  Say the next 3 numbers. Say the 3 numbers before.	Give the number after in the range 1-20 e.g. "What is the number after 15?" Give the number before in the range 1-20 e.g. "What is the number before 25?" ← →	Pick a number within the range 1-20. Start counting on in 2s. Count back in 2s. <b>2</b>
Count the dominoes. Sort the remaining dominoes into groups depending on whether they are less than, the same as or more than the first domino. 	Follow the dominoes. Each player places a domino face up. Add one. We'll play for the winner with more dots (10 points for the same number of dots). The first person to 10 points is the winner. 	Roll a die. What number must you add to make ten? Write the sums. How many can you find?  $6 + 7 = 10$	Roll a die. How many dots altogether? Write the sums. How many can you find? Do more examples. 
Addition. Choose a number between 0-10. Hide that many items under a screen. (e.g. a paper plate, piece of paper). How many items altogether? e.g. $5 + 2 = 7$ How many are there altogether? e.g. $5 + 2 = 7$ Challenge: Choose the number of items under the first screen.	Subtraction. Choose a number between 5 and 10. Hide that number of items under a screen. (e.g. a paper plate, piece of paper). How many are left? e.g. $5 - 2 = 3$ Challenge: Choose the number of items under the first screen.	Dominoes and Dominoes. Practice making groups of items e.g. Give 2 teddies 2 bricks each. How many bricks altogether? Practice sharing items e.g. share 15 pencils between 3 children. How many did you give each? 	Domino Learning. Log in to Sumdog and practise your skills.  The Topmarks website <a href="https://www.topmarks.co.uk">https://www.topmarks.co.uk</a> has lots of number games too - on the Home - See The Fun - Subtraction - Makeover Home - Subtraction Game

Primary 1/2 Number Wall

Count forwards and backwards	Pick a number	100 squares	Counting
Count forwards and backwards within the range 1-100 (jumping and starting at different numbers). Number sequences should cross decades (100, 20, 30 and). 21, 26, 29, 33, 31, 33 54, 53, 52, 51, 49, 48, 47	Pick a number between 1-100.  Say the next 3 numbers. Say the 3 numbers before.	Take 10 squares to count a number. Ask your partner "What is the missing number?" Cover 3 numbers in a row - down, across or diagonal. What are the missing numbers? 	Count forwards in 2s, 5s or 10s. Count backwards in 2s, 5s or 10s. Write down some of the number sequences you make. 
Read the dominoes. Use the dominoes to count to make hundreds of 10. For each hundred use an eleven board. Leave 4 single units or extra beads.  How many dots altogether? Write the sums. How many can you find?	Roll a die. How many dots altogether? Write the sums. How many can you find? e.g. $3 + 13, 23, 33, 43, 53$ , etc.  $6 + 7 = 10$	Roll a die. How many dots altogether? Write the sums. How many can you find?  $6 + 7 = 10$	Roll 2 dice. What's your number? Add 3 to the number and write the sum. Take away 5 and write the sum. 
Dominoes Game. Roll a die. What's the number? Write domino sums e.g. $2+2=4$ . EXTENSION: add one more to the number and write some more domino sums. E.g. $4 + 4 = 8$ 	Dominoes Game. Choose 2 dominoes and add the dots. Write the sum.  $6 + 6 = 12$ How did you work it out?	Digital Learning. Log in to Sumdog and practise your skills. The Topmarks website <a href="https://www.topmarks.co.uk">https://www.topmarks.co.uk</a> has lots of number games too - on the Home - See The Fun - Subtraction - Makeover Home - Subtraction Game	Counting and Sharing. Practice making groups of items e.g. Give 2 teddies 2 bricks each. How many bricks altogether? Practice sharing items e.g. share 15 pencils between 3 children. How many did you give each? 

## French

**Bonjour!**

**Salut!**

<https://www.youtube.com/watch?v=l0a4jv-h4Ro>

- Last week we practised counting to 10. Can you remember the numbers? Practise them again with this video.

<https://www.youtube.com/watch?v=lsc3qLMaCu8>

- Look around you. How many things can you see?

eg Count the - windows doors books pencils

- Count the animals on the farm.

<https://www.youtube.com/watch?v=sUsKvtINqRs&vl=en-GB>

## PE

Cosmic Kids Yoga – On The Farm

<https://www.youtube.com/watch?v=YKmRB2Z3g2s>

Join Jaime on the farm today.

Remember to use some of the ideas from Mrs Davidov's list too.