

## Literacy

- Reading

Julia Donaldson is one of our favourite authors in P1/2.  
Here is the story of The Smartest Giant In Town.

[https://www.youtube.com/watch?v=cfiPrA8E3qE&feature=emb\\_rel\\_end](https://www.youtube.com/watch?v=cfiPrA8E3qE&feature=emb_rel_end)

- There are lots of rhyming words in this story. Can you remember what word in the story rhymes with -

coat \_\_\_\_\_ dog \_\_\_\_\_

house \_\_\_\_\_ crown \_\_\_\_\_

Write them in your jotter. Now can you add one more word to each rhyming family?

- George was very kind to everyone he met on his way home.




Can you draw a picture of something you have done recently that was kind or helpful?

Write a sentence underneath to match your picture.

- Spelling

Here are your spelling words.

You can practise the same words as you did yesterday, or choose some different ones today. Look at the Spelling Wall for ideas of how to practise.

<u>MILD</u> 	<u>SPICY</u> 	<u>HOT</u> 			
run	met	blue	coin	came	smile
bad	lit	star	march	cake	home
get	pot	boil	mouth	bike	tune
jog	us	loud	part	home	used
bug	bud	shout	farm	tune	nose

## Numeracy

- Counting

Join in with the Counting in Twos song

<https://www.youtube.com/watch?v=GvTcpfSnOMQ>

Now it's your turn!

Starting from 0, count forwards in 2's like this:

**0, 2, 4, 6, 8, 10**

See how far you can get! If you find it easy, try starting from a bigger number like **18** or even **32**!

Starting from 10, count backwards in 2's like this:

**10, 8, 6, 4, 2, 0**

See how far you can get! If you find it easy, try starting from a bigger number like **20** or even **30**!

- Adding

**Adding to 10**

[https://cdn.oxfordowl.co.uk/2016/05/10/08/28/28/967/20163\\_content/startpage.html?activity=Add to 10.html](https://cdn.oxfordowl.co.uk/2016/05/10/08/28/28/967/20163_content/startpage.html?activity=Add%20to%2010.html)

**Adding to 20**

[https://cdn.oxfordowl.co.uk/2016/05/10/08/28/28/967/20163\\_content/startpage.html?activity=Add to 20.html](https://cdn.oxfordowl.co.uk/2016/05/10/08/28/28/967/20163_content/startpage.html?activity=Add%20to%2020.html)

Here are some calculations for you to try now in your jotter -

<u>MILD</u> 	<u>SPICY</u> 	<u>HOT</u> 
1. $8 + 2 =$	1. $11 + 3 =$	1. $24 + 4 =$
2. $9 + 0 =$	2. $15 + 4 =$	2. $37 + 3 =$
3. $3 + 5 =$	3. $12 + 5 =$	3. $34 + 5 =$
4. $5 + 4 =$	4. $18 + 2 =$	4. $26 + 3 =$
5. $4 + 4 =$	5. $17 + 0 =$	5. $36 + 3 =$
6. $1 + 5 =$	6. $14 + 5 =$	6. $23 + 4 =$
7. $7 + 3 =$	7. $12 + 3 =$	7. $37 + 4 =$
8. $0 + 5 =$	8. $15 + 5 =$	8. $39 + 5 =$
9. $9 + 1 =$	9. $13 + 5 =$	9. $48 + 3 =$
10. $2 + 6 =$	10. $14 + 4 =$	10. $38 + 5 =$

# Spring

Perhaps you have noticed that signs of Spring are beginning to appear all around us. Have a look at this powerpoint and see how many you can spot.







Next time you are outside perhaps you could have a look for some of the things on the checklist below.



I wonder how many you will find?



If you print the sheet out you can tick the boxes and colour the pictures, or you can draw and label the things you find in your Home Learning jotter.

## Spring Hunt Checklist

 blossom   seedling

 flower bud   flower

 daffodil   insect

 bird   squirrel

 nest   green leaf