

## Literacy

- Reading

Listen to the story of The Lion and The Mouse

<https://www.bbc.co.uk/teach/school-radio/audio-stories-fables-the-lion-and-the-mouse/zdxxqp3>

Who are the main characters in this story?

Draw a picture of your favourite character. Add some labels to the picture to describe the character.

Did you enjoy / not enjoy the story? Give a reason for your answer.

Do you remember making music for the story of The Lion and The Mouse?

Can you tell a grown up what part you played?

- Spelling

Let's begin with our Jolly Phonics songs.




- If you want to practise the initial sounds, start from the beginning.
- If you want to practise the digraph sounds start at 07:58.

<https://vimeo.com/106231366>

Here is a list of mild, spicy and hot spelling words.

Look at them carefully.









You should choose 10 words for your spelling task this week. You may want to choose words from just one column or from a mixture of columns!

<u>MILD</u> 		<u>SPICY</u> 		<u>HOT</u> 	
run	met	blue	coin	came	smile
bad	lit	star	march	cake	home
get	pot	boil	mouth	bike	tune
jog	us	loud	part	home	used
bug	bud	shout	farm	tune	nose

In your home learning jotter, carefully write out each of your spelling words.

Use the Spelling grid below to give you some ideas about how to practise your words in different ways each week.

### Primary 1/2 Spelling Wall

<p><u>Waterfall Words</u></p> <p>Example: c</p> <p>ca</p> <p>cat</p> <p>catc</p> <p>catch</p> 	<p><u>Beanbag Throw</u></p> <p>You need a partner and a beanbag or a ball.</p> <p>Throw the beanbag to each other and spell out the word as you throw. You can add in extra ideas such as - say, shout, whisper clap or stomp as you throw and spell each word out loud!</p>	<p><u>Writing Race</u></p> <p>Set a timer for 3 minutes.</p> <p>See how many times you can write your spelling words perfectly during that time.</p> 	<p><u>Opposites</u></p> <p>Write each word in <b>big</b> writing.</p>  <p>Write each word in <b>tiny</b> writing.</p> <p>Write each word in your best writing</p>
<p><u>LSCWC</u></p> <p>Write each word 5 times using Look, Say, Cover, Write, Check</p> 	<p><u>Hickety Ticky Bumble Bee</u></p> <p>Sing Hickety Ticky Bumble Bee and spell your words.</p>  <p>Hickety tickety bumble bee, Can you say the word for me?</p> <p>Now spell it – say, shout, whisper clap or stomp as you spell each word out loud!</p>	<p><u>Child's Choice!</u></p> <p>Pick any way you like to learn your spelling words. It may be your own idea, or a spelling task you use in class such as magnetic letters, letter tiles, plasticene or playdoh.</p>	<p><u>Rainbow Write</u></p> <p>Choose 3 different colours, and rainbow write each word.</p> 
<p><u>Chalk /Water words</u></p> <p>Use chalk to write your words outside on a nice day.</p>  <p><b>OR</b> Fill a squeezey water bottle with water and write your words outside.</p>	<p><u>Technology Trooper</u></p> <p>If you have a computer or netbook at home try typing out your spelling word list using at least 3 different fonts and/or colours!</p> <p>e.g. bat bat bat</p>	<p><u>Super Sentences</u></p> <p>Write a sentence for each of your spelling words.</p> <p>Make your sentence a super sentence by trying to use a WOW word (adjective), a connective or an interesting sentence starter.</p>	<p><u>Tic Tac Toe</u></p> <p>Play with a partner. Draw a grid. Now each choose a word from your spelling list, and take turns to write it in one of the squares. The first person to get 3 of their words in a row is the winner.</p> 

## Numeracy

- Counting

Watch the Numberblocks counting to 100. Can you join in?

<https://www.youtube.com/watch?v=8zNlbxfGWho>

What about counting back? Watch and listen, or join in if you can!

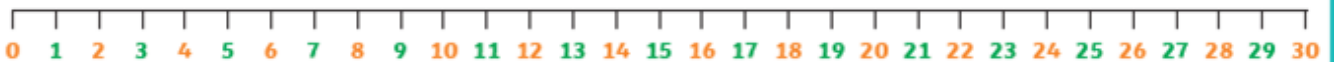
<https://www.youtube.com/watch?v=-iwgJmW1uvg>


# Numeracy

- Adding

In your home learning jotter, pick 10 or more sums to answer from the mild, spicy, hot page below. Remember the strategies that you have used in class!

- Using a number line like the one below
- Counting on from the biggest number in your head
- Using your fingers to track your counting
- Using objects to help you count



<u>MILD</u> 	<u>SPICY</u> 	<u>HOT</u> 
1. $5 + 3 =$	1. $15 + 3 =$	1. $41 + 4 =$
2. $7 + 4 =$	2. $11 + 4 =$	2. $32 + 3 =$
3. $8 + 5 =$	3. $13 + 5 =$	3. $24 + 4 =$
4. $6 + 4 =$	4. $16 + 2 =$	4. $41 + 3 =$
5. $8 + 3 =$	5. $15 + 4 =$	5. $25 + 5 =$
6. $9 + 3 =$	6. $12 + 5 =$	6. $23 + 4 =$
7. $8 + 4 =$	7. $17 + 3 =$	7. $47 + 3 =$
8. $6 + 0 =$	8. $14 + 6 =$	8. $31 + 5 =$
9. $7 + 2 =$	9. $13 + 2 =$	9. $42 + 5 =$
10. $5 + 5 =$	10. $11 + 5 =$	10. $34 + 2 =$

## French

Bonjour!

Count to 10 in French.

<https://www.youtube.com/watch?v=lsc3qLMaCu8>

Now practise counting by yourself. Why don't you collect small groups of items from around the house.

eg 6 building bricks, 4 teddies etc

Count them in French. Can you tell a grown up how many there are in each group?

## PE

- Cosmic Kids Yoga

<https://www.youtube.com/user/CosmicKidsYoga>

Perhaps you would like to explore the Cosmic Kids Yoga website that we use in school and make your own choice.

Or maybe you would just like to try this one?

<https://www.youtube.com/watch?v=40SZl84Lr7A> : Betsy the Bannana

- Also have a look at the tasks which Mrs Davidov has asked you to have a go at. Can you complete the Diary page this week?