

Numeracy and Maths

Learning Intention:

Split and share whole objects or shapes into smaller parts which are equal in size.

Success Criteria:

I can split a given object in half.
I can ensure these are of equal size.

Ideas for practical activity:

- Bake a cake or pizza or make a sandwich and ask your child to cut it in half.
- Make a lego (or similar material) tower and split it in half.
- Draw simple shapes in your jotter and split them in half.



Useful websites:

<https://www.topmarks.co.uk/>

<https://gridclub.com/>

https://www.sumdog.com/user/sign_in?to=%2FEmails



Learning Intention:

I can research the life cycle of the plant or animal I have chosen.

Activity:

Choose a way to visually represent your life cycle. This could be pictures, a drawing, painting, using play dough or a 3-dimensional model. Let your imagination go wild!

Home Learning P1



Week 4



Health and Wellbeing

Learning Intention:

I can follow hygiene routines before, during and after I prepare food.

Activity:

(Linked to numeracy activity)

Before preparing sandwich/cake/pizza ensure that your child is aware of hygiene routines, e.g. handwashing, tying back hair, protecting clothing..

Discuss hygiene routines throughout food prep activity, e.g. washing up as you go, cleaning cooking surfaces...
More importantly – have fun!



Literacy



Writing:

Learning Intention:

Sound out and write simple words.

Success Criteria:

I can sound out simple words independently.

I can write letters using the correct formation.

I can write my first and second name (jotter).

Activity: See attached sheets.

Reading:

Learning Intention:

I can predict what will happen in a story.

Success Criteria:

I can listen to a new story.

I can predict what will happen next and give reasons for this.

Listening and Talking:

Learning Intention:

I can listen to and follow the instructions when baking.

Success Criteria:

I can listen to verbal instructions.

I can follow the instructions when baking.

Useful activities to develop literacy skills:

- Read stories as often as you can. Allow your child time to think of and identify words or letters that they should know.
- Go on a letter hunt around the house.
- Give your child to choose three random objects from a bag and try to create a story based around them!
- Create a poster about your favourite animal/ sport/ place/ book.

LPS

P1 Literacy

Booklet



Week Four


Name: _____

Hooray!

			cat	fan	pet	hot	→				
			dog				bun	mad			
zip	bat						jam	mop	log		
hat	ten				pop	hen	log				
mat	box	cob	wig	red	web	sit	run	leg			
↑	tap	fin	can	man							

Adult Guidance

This is a fun game for children to practise CVC words. Simply print out this resource, cut out the instructions and the counters below. Let the fun learning begin!



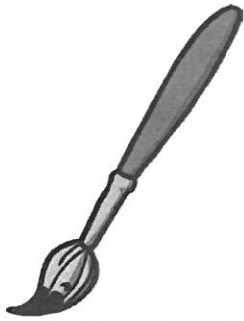
CVC Words Ludo Board Game

Directions:


1. To begin place the counters on the correct coloured rectangle.
2. Each player starts on their coloured counter's start arrow.
3. Play in groups of 4.
4. Roll the dice and move the peg the correct number of steps.
5. Blend the sound of the letters in each word landed on.
6. Each player must read out his or her word to continue playing.
7. The first player with all 4 counters in the middle, wins.

Spelling Maze!


Draw lines between the right letters to spell out the word! Write your word on the lines at the end!




b	r	u
x	h	s



f	e	g
r	o	n



c	a	f
f	r	b

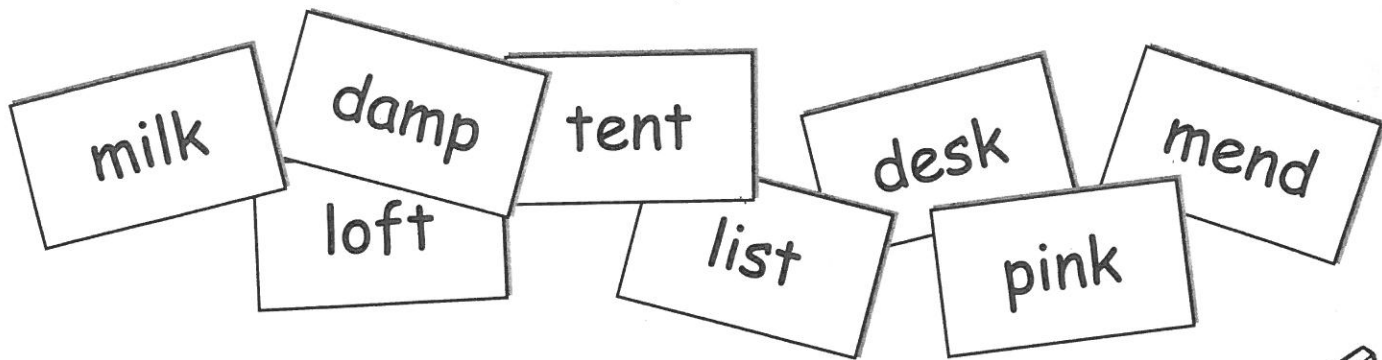


l	c	e
b	a	k




r	c	a
o	s	s

Quiz



1. It is a colour.
2. Another word for 'fix'.
3. A bit wet.
4. You can drink it.
5. When you camp, you sleep in it.
6. I sit at one at school.
7. You write it.
8. At the top of a house. An attic.



Make up 2 sentences/clues. 

1. _____

2. _____


_____ nest

_____ bank

Name _____

Finish the rhyming sentences.



Down by the sea,
where the waves slip and skim,
two children are playing 
while the sea creatures _____.



Their manes shine with bubbles
that hang dot by dot.
Their harness is tied
in a silvery _____.



Then one of them speaks –
'You have done very well.
We've been searching the seas
for King Neptune's lost _____.'

knot

shell

swim