

Numeracy and Maths

Learning Intention:

Split and share whole objects or shapes into smaller parts which are equal in size.

Success Criteria:

I can split a given object in half.

I can ensure these are of equal size.

Ideas for practical activity:

- Bake a cake or pizza or make a sandwich and ask your child to cut it in half.
- Make a lego (or similar material) tower and split it in half.
- Draw simple shapes in your jotter and split them in half.



STEM

Learning Intention:

I can research the life cycle of the plant or animal I have chosen.

Activity:

Choose a way to visually represent your life cycle. This could be pictures, a drawing, painting, using play dough or a 3-dimensional model. Let your imagination go wild!

Home Learning P1



Week 4



Health and Wellbeing

Learning Intention:

I can follow hygiene routines before, during and after I prepare food.

Activity:

(Linked to numeracy activity)

Before preparing sandwich/cake/pizza ensure that your child is aware of hygiene routines, e.g. handwashing, tying back hair, protecting clothing...

Discuss hygiene routines throughout food prep activity, e.g. washing up as you go, cleaning cooking surfaces...
More importantly – have fun!

Useful websites:

<https://www.topmarks.co.uk/>

<https://gridclub.com/>

https://www.sumdog.com/user/sign_in?to=%2Fe-mails



Literacy

Writing:

Learning Intention:

Sound out and write simple words.

Success Criteria:

I can sound out simple words independently.

I can write letters using the correct formation.

I can write my first and second name (jotter).

Activity: See attached sheets.

Reading:

Learning Intention:

I can predict what will happen in a story.

Success Criteria:

I can listen to a new story.

I can predict what will happen next and give reasons for this.

Listening and Talking:

Learning Intention:

I can listen to and follow the instructions when baking.

Success Criteria:

I can listen to verbal instructions.

I can follow the instructions when baking.

Useful activities to develop literacy skills:

- Read stories as often as you can. Allow your child time to think of and identify words or letters that they should know.
- Go on a letter hunt around the house.
- Give your child to choose three random objects from a bag and try to create a story based around them!
- Create a poster about your favourite animal/ sport/ place/ book.

LPS

P1 Literacy

Booklet

Week Four


Name: _____

Hooray!

↑	hat	ten	cat	fan	pet	hot	↓	↓	jam	mop	log	↓	
mat	box	cob	dog	zip	bat			bun	mad	cap	pip	fat	lip
wig	red	web	leg	run	leg			pop	hen	log			
↑	tap	fin	can	man	man	pet	dig	jam	mop	log			

Adult Guidance

This is a fun game for children to practise CVC words. Simply print out this resource, cut out the instructions and the counters below. Let the fun learning begin!



CVC Words Ludo Board Game

Directions:

1. To begin place the counters on the correct coloured rectangle.
2. Each player starts on their coloured counter's start arrow.
3. Play in groups of 4.
4. Roll the dice and move the peg the correct number of steps.
5. Blend the sound of the letters in each word landed on.
6. Each player must read out his or her word to continue playing.
7. The first player with all 4 counters in the middle, wins.

Garden Missing Sounds

Can you fill in the missing sounds to complete the words, using the letter combinations below.

p b h d a t n r g m c



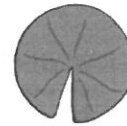
_ap



_nt



_in




_ad



_ot



_et



_ock




_ug



_ud



_og



_uck



_ull



_at

Spelling Maze

Draw lines between the right letters to spell out the word. Write your word on the lines at the end.



b o n

x u r




h e t

e o n



j e f

f u g



d u e

b w g




b o a

f e x

Name _____

The pictures in each jam rhyme.
Put rings round the right words.



Put a ring round the jam with the most rhymes in it.

