


Snakes and Ladders





















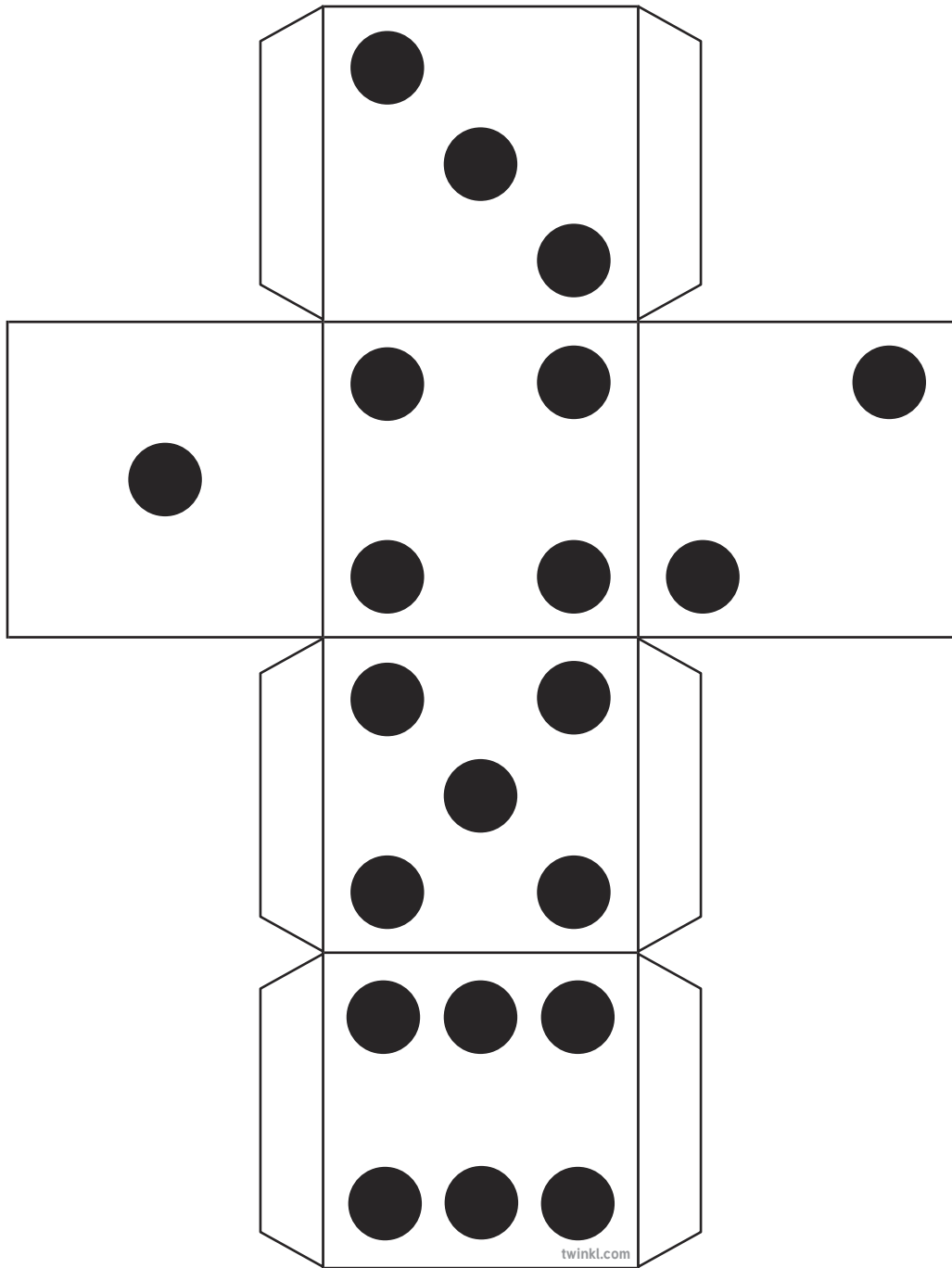
You will need...

- The Snakes and Ladders Board Game board
- A dice
- A counter per player







How to play...

1. Traditional Snakes & Ladders with a twist! When a player lands on a picture, they must say the word in French to their partner. If they say the word correctly then they can move forward one space. If they say the word incorrectly, the player misses a turn.
2. Players can use the help cards to check their answers.

18  May	19	20	21  January	22  November	End
17  July	16  February	15	14  September	13  September	12 
6 	7  October	8  August	9  March	10 	11 
5  June	4	3  April	2 	1  December	Start



twinkl.com



Help Card 1




décembre

Help Card 2



avril

Help Card 3




juin

Help Card 4



octobre

Help Card 5



août

Help Card 6



mars

Help Card 7



septembre

Help Card 8



février

Help Card 9



juillet

Help Card 10




mai

Help Card 11



janvier

Help Card 12



novembre