


Reading 'er' Words Card Game

Instructions

Create double-sided cards by folding along the dotted line and gluing or laminating each card together. Pupils can play individually or in small groups. Spread the cards out on the table or floor picture side up. Pupils begin by turning over the go card and reading the word on the other side. They then look at the pictures on the other cards and turn over the card which displays the picture matching the word they have just read. They then read the word on the back of that card and continue turning over the card displaying the matching picture until they find the stop sign. If they discover the stop sign before they have turned over all the pictures, they have made a mistake and must start the game again.



river



winter



person




baker

Reading 'nk' Words Card Game



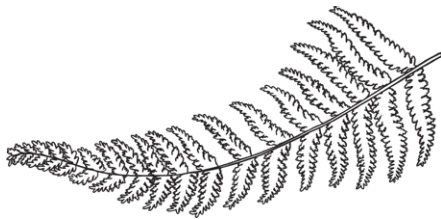
berry



summer



fern



silver

