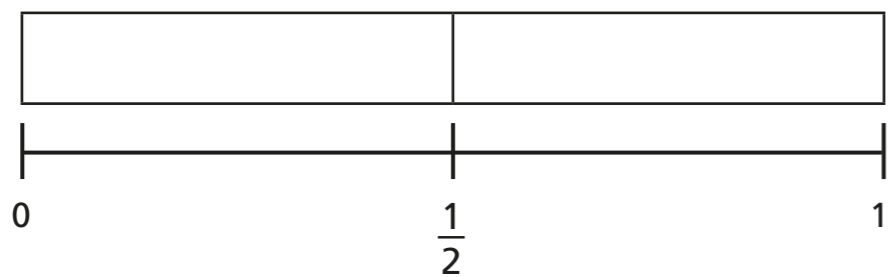


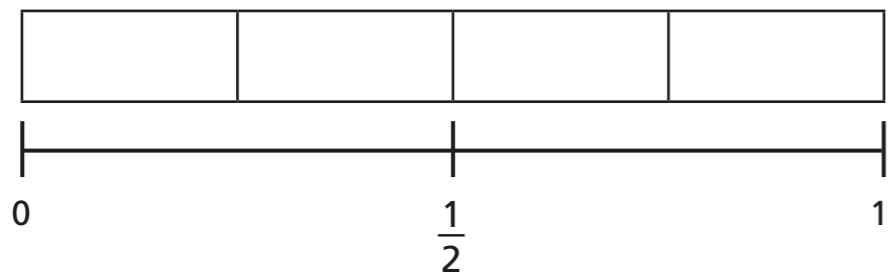
Equivalent fractions (2)

1 Shade the bar models to represent the fractions.

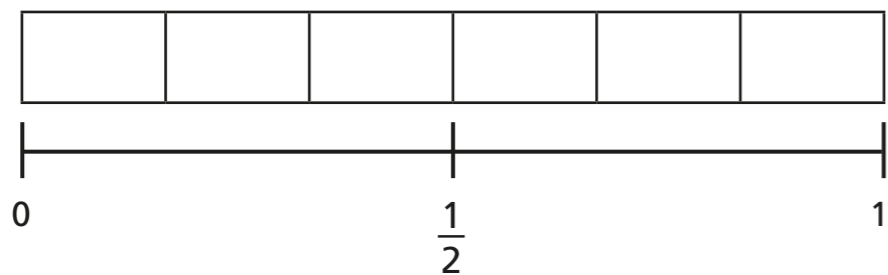
a) Shade $\frac{1}{2}$ of the bar model.



b) Shade $\frac{2}{4}$ of the bar model.



c) Shade $\frac{3}{6}$ of the bar model.



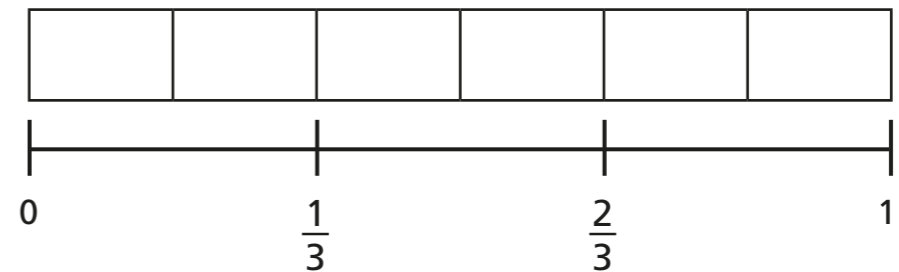
d) What do you notice?

e) Write another fraction that is equivalent to $\frac{1}{2}$

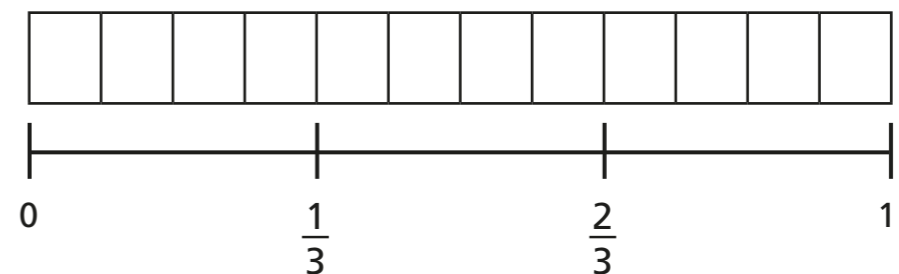


2 Shade $\frac{2}{3}$ of each bar model.

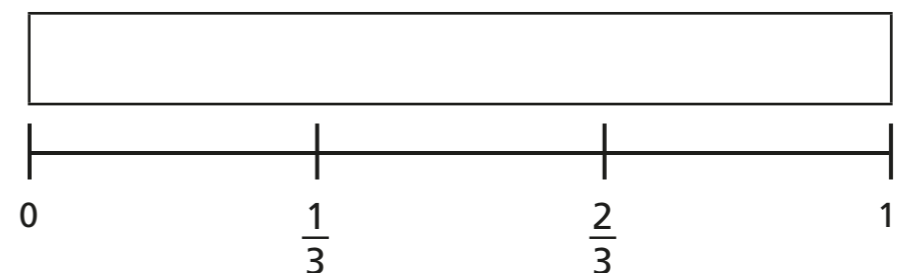
a)



b)



c)

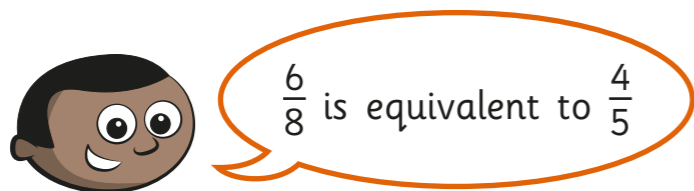
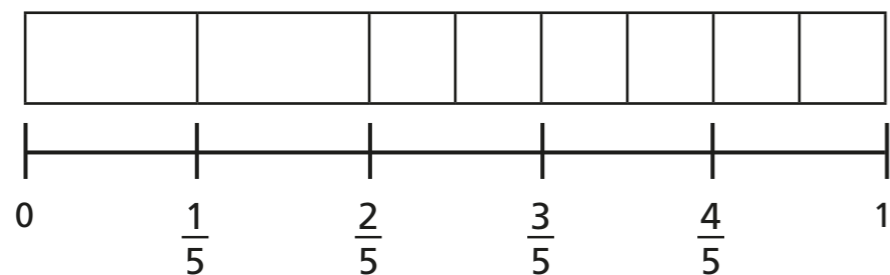
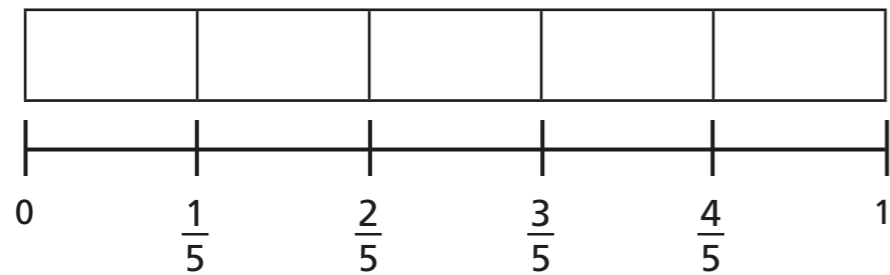


d) Use your answers to parts a), b) and c) to complete the equivalent fractions.

$$\frac{2}{3} = \frac{\square}{6} = \frac{8}{\square} = \frac{\square}{15}$$



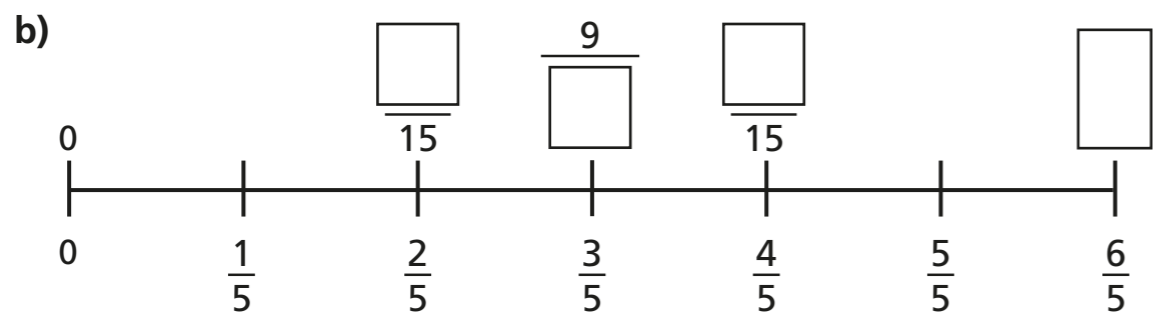
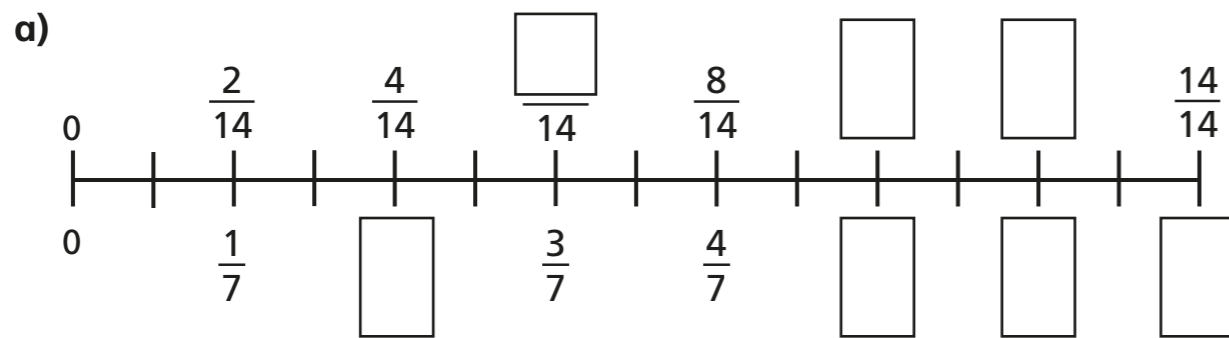
3 Mo is finding equivalent fractions.



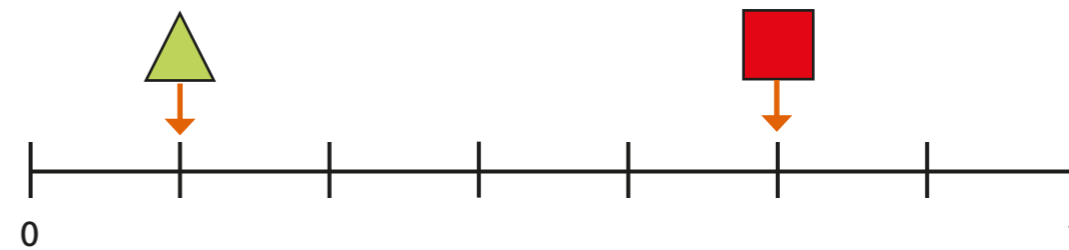
Do you agree with Mo? _____

Explain your answer.

4 Find the missing numbers.



5 Here is a number line.



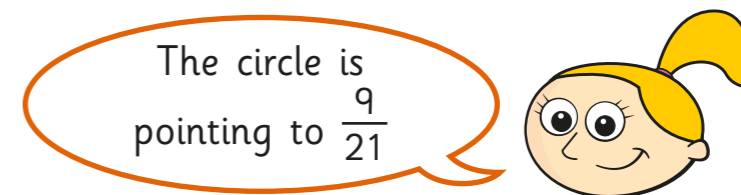
a) What fraction is each shape pointing to?

= =

b) A circle is halfway between the triangle and the square.

Draw the circle on the number line.

c)



Do you agree with Eva? _____

Show how you worked this out.

d) Write three equivalent fractions for each shape.

	<input style="width: 30px; height: 30px;" type="text"/>	<input style="width: 30px; height: 30px;" type="text"/>	<input style="width: 30px; height: 30px;" type="text"/>		<input style="width: 30px; height: 30px;" type="text"/>	<input style="width: 30px; height: 30px;" type="text"/>	<input style="width: 30px; height: 30px;" type="text"/>
	<input style="width: 30px; height: 30px;" type="text"/>	<input style="width: 30px; height: 30px;" type="text"/>	<input style="width: 30px; height: 30px;" type="text"/>				

Compare answers with a partner.