

Primary 2 Home Learning Work From Miss Hall

Thursday 25th June 2020

Hello Primary 2, here we are at the last week of term boys and girls and I'm sure you are all looking forward to your summer holidays. Here are a variety of different activities for you to try today.



Literacy

I can learn about the sea creatures that live underwater in our oceans and look for words ending in ing and ed to describe the ways the sea creatures move.

- As you watch the clip, think about words ending in -ed and -ing which describe the way the creatures move in the water.
- Share your ideas with a grown up as you watch this together
- Write down 3 -ed words and 3 -ing words to show what you have seen
- Click onto
- <https://www.youtube.com/watch?v=tSzqojYlAyI> to watch the clip
- Examples like **floating, jumped or flapping** are some ideas



Sentence Detective


Read the sentences carefully look for:

- Tricky words, vowel diagraphs and words ending in – ed and – ing
- Try to identify all the nouns and verbs in the sentences
- Please write out 2 of the sentences and up level them to make them more interesting

I spotted a crab scuttling along the beach as I went for a walk along the shore yesterday.

It was a red colour and had big pincers ready to catch food.

Suddenly, I spotted a starfish floating in the rock pool trying to hide under a stone.





Learning Intention

Story and Music Time

I can listen to the story, make predictions and learn new vocabulary.

I can participate and enjoy singing and performing to the music.

- Click onto <https://www.youtube.com/watch?v=a3iJjUKWrkk> to join in with the action song 'Under the Sea'
- Click onto <https://www.youtube.com/watch?v=9pRhgz8Jffs> to enjoy the story called Commotion in the Ocean by Giles Andreae
- Can you spot the rhyming words in this poem as you listen to it and join in?



French

Learning Intention

I can relearn how to say the numbers 1 to 10 in French with this fun activity.

- Click <https://www.bbc.co.uk/bitesize/clips/zrdg9j6>
- Watch this game and repeat the numbers as they play
- Can you try this hopscotch game outside on your path using French numbers?



Learning Intention

Art

I can explore a variety of different ways of expressing myself by using a selection of art and craft skills.



Summer Art Ideas

Here are some Summer Art Ideas for you to try. Please ask a grown up to help you choose the one you would like to do from the pictures.

- Handprint Ice Cream Cones
- Patterned Ice Lollies
- Pineapple Finger Paints
- Foot Print Sandals
- Paper Plate Sea Porthole



Art Materials You May Need

- Handprint Cones – paper triangle shape, paints and your hand print
- Patterned Ice Lollies – Coloured paper, lolly stick and bits and pieces to decorate
- Pineapple Finger Paints – Colourful paints, white paper and a separate container to dip your fingers into with paint
- Foot Print Sandals – White paper, coloured paints, a separate container big enough for your foot prints and bits and pieces to decorate your sandals
- Paper Plate Porthole – Paper plate, paints, crayons, white paper and a variety of coloured paper
- You will also need scissors and glue for most of the activities
- Remember, you can add pieces of ribbon, tissue, material or chalks to your pictures to make them look bright and sparkly.

Have Fun and Enjoy Yourself!

Thank you to you and your families for all your hard work in primary 2. I've really enjoyed working with you and I hope you have a wonderful summer holiday together.

Best Wishes from Miss Hall

