

Primary 1 Home Learning Work From Miss Hall

Wed 17th June 2020

Hello Primary 1, I hope you enjoyed your Virtual Marches Day yesterday with your family. Here are some activities for you to try today.

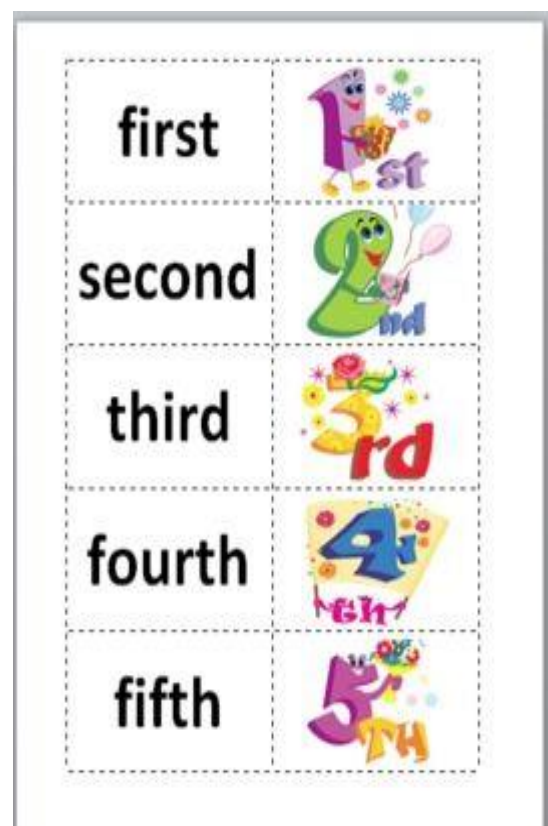

To access the Twinkl documents you first have to sign up for a free membership account:

1. Go to www.twinkl.co.uk/offer
2. Sign up for a free account (entering parent as occupation)
3. Enter the offer code UKTWINKLEHELPS

Practical Maths

I can explore and learn about Ordinal Numbers. This helps me to understand how to put things in a certain order.

- Click onto https://www.twinkl.co.uk/resource/wl-n-139-pirate-themed-ordinal-numbers-powerpoint?sign_in=1
- Select <https://www.twinkl.co.uk/resource/t-t-29391-transport-themed-ordinal-numbers-cut-and-stick-activity>
- Please only do the second page of this activity





Story and Music Time

I can listen to the story, make predictions and learn new vocabulary.

I can participate and enjoy singing and performing to the music.

- Click onto <https://www.youtube.com/watch?v=lwYROLGGsSo> to listen to the story called **Ready Steady Mo!**
- Select <https://www.youtube.com/watch?v=KhfkYzUwYFk> to join in with Trolls: **Can't Stop the Feeling/Go Noodle**



Please remember to look at the activities Mrs Bell has put onto the school blog about the Primary 1 and Nursery Sports for Linlithgow Bridge Primary this week.

Choose your Olympic Hero Team and select the activities you want to try as there are lots of ideas to choose from.

Please take lots of exciting photos!






Literacy

I can learn how to write the formation for the Capital K and L letters.

- <https://www.twinkl.co.uk/resource/t-l-8548-upper-and-lowercase-letter-formation-powerpoint>
- Scroll down and select the Capital K slide and try this 5 times by clicking onto the pencil
- Now make this letter in the air with your finger, then on the floor 5 times
- Scroll down and select the Capital L slide and try this 5 times by clicking onto the pencil
- Now make this letter in the air with your finger, then on the floor 5 times
- Try writing the Capital letters K and L several times with coloured pens or highlighters





Outdoor Learning

I can explore my outdoor space to help me create some exciting ideas using interesting things I can find either in my garden or from areas near my home when I'm out with my family.

- Choose some of these activities from these pictures below to help you make your own amazing ideas
- Please ask a grown up to take some photos and upload these to your learners journals
- Making Mini – Dens from twigs
- Name Writing using interesting items from outside
- Mandala Art – designs from nature
- Rock Sums using pebbles and chalks with sums written onto a path
- Nature Wands using leaves, petals, twigs stuck onto a stick
- Nature Portraits using either playdough or salt free dough
- Nature Scavenger Hunt in your garden or when out with your family and display them on a plate



NAME WRITING
Nature Hunt





NurtureStore

MANDALA ART

for forest schools



Rock Sums

Playful Math with Rocks




creativefamilyfun.net



SALT FREE DOUGH

Nature Portraits

Learning and Exploring Through Play



Nature Wands

www.laughingkidslearn.com

Nature Scavenger Hunt

- Something fuzzy
- Something straight
- Something round
- Something smooth
- Something rough
- Two different types of leaves
- Something that makes noise
- Something you think is beautiful
- A pine cone

