

Primary 1 Home Learning Work From Miss Hall

Wed 10th June 2020

Hello Primary 1, I hope you are keeping well and enjoying the lovely sunny weather we have been having. Here are some activities for you to try today.

To access the Twinkl documents you first have to sign up for a free membership account:

1. Go to www.twinkl.co.uk/offer
2. Sign up for a free account (entering parent as occupation)
3. Enter the offer code UKTWINKLEHELPS

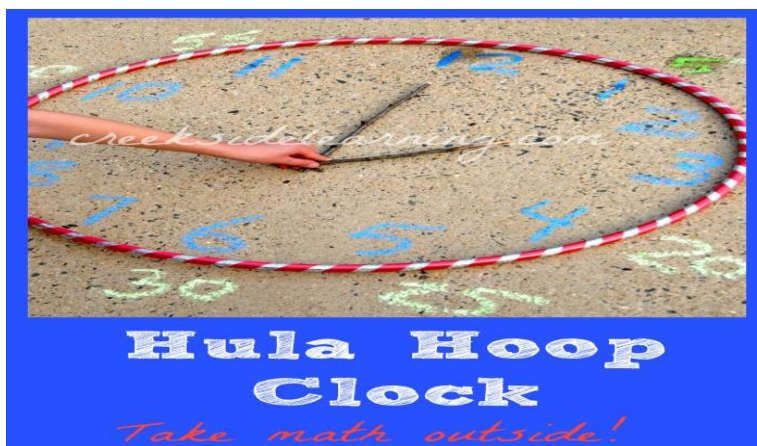


Practical Maths




I can explore and learn about Telling the Time related to O'clock and Half Past


- Click onto <http://www.communication4all.co.uk/http/Time.htm>
- Scroll down and select the Powerpoints **Introduction to O'clock** and **Introduction to Half Past** and complete the activities
- Click onto <https://www.twinkl.co.uk/resource/t-n-5079-telling-the-time-board-game-ks1-oclock-and-half-past>
- Please print out the sheet to play this game
- Now try this Time activity **outside**
- Use **chalks** to make the numbers on your clock face around the circle as the picture shows
- Find sticks, rulers or your own ideas to show the hour hand and the minute hand and remember to make one shorter than the other
- Use your clock to show different times related to **O'clock and Half Past**
- For example – **3 o'clock, 8 o'clock or half past 9, half past 4**
- Play a guessing game with a grown up to work out the times on the clock
- Please take turns to play the game



- Click onto https://www.youtube.com/watch?v=g6tJAY_7AL4 and enjoy joining in with **Jack Hartman Hip Hop Around the Clock**
- Remember to try the clock actions!



Story and Music Time



I can listen to the story, make predictions and learn new vocabulary.

I can participate and enjoy singing and performing to the music.



- Click onto <https://www.youtube.com/watch?v=ko306WcHRns> to listen to the story called **Roaring Rockets by Tony Mitten**
- Select https://www.youtube.com/watch?v=SAHy_2IFFGA to enjoy the song called **Space Song Rocket Ride**



Literacy

I can learn how to write the formation for the **Capital I and J** letters.

- <https://www.twinkl.co.uk/resource/t-l-8548-upper-and-lowercase-letter-formation-powerpoint>
- Scroll down and select the **Capital I slide** and try this 5 times by clicking onto the pencil
- Now make this letter in the air with your finger, then on the floor 5 times
- Scroll down and select the **Capital J slide** and try this 5 times by clicking onto the pencil
- Now make this letter in the air with your finger, then on the floor 5 times
- Try writing the Capital letters **I and J** several times outside using **chalks** or a **squezy bottle filled with water**



Jump Jelly Jam

Ink Indigo If

Can you think of any more words?

Litracy



I can use my knowledge of sounds, letters and patterns to read words. I can learn about the ou sound from these activities.

- Click onto https://www.youtube.com/watch?v=I6_Twpffldk to listen to words with the ou sound and use your 'sound box' to help you say the words
- Choose 3 of the ou words from the clip and write them out using Rainbow Writing
- Use 4 different colours to make each word please



loud count round

ouch cloud mouth

ouch cloud shout

ou ou ou ou

ou ou ou ou



Space Week



Please see the following message from Mrs Reynolds & Mrs Patterson. In preparation for the Great Science Share on Wednesday 17th June we will be investigating Space together as a school. Have a look at some suggested activities on the Blog. Remember to share your learning through uploading your work and photos or email the school office: wllinlithgowbridge-ps@westlothian.org.uk



<p>What questions do you have about space? Choose one of the Question Maker activities to help you. Question Maker Hand Question Maker Spinner</p>	<p>Have a look at this song about the planets. Which planet is your favourite? Planet Song</p>	<p>Can you build your own rocket? You can use any materials you like or why not try one of these activities? Cardboard Tube Rocket Milk Bottle Rocket</p>	<p>You have been sent to the planet Mars but there is nowhere to live. Can you build a den to keep yourself safe? What different areas might your den need?</p>
<p>You are going on a Space Mission. What things would you like to take with you? Collect them together and write a list What would I take?</p>	<h3><u>Space Activities</u> <u>P1 and P2</u></h3>		<p>Choose a planet or Space Mindfulness Sheet to colour. Design a Planet Space Mindfulness Colouring</p>
<p>Get creative and try out these art ideas: Space Themed Printing Hand and Foot Print Aliens</p>	<p>Complete as many activities as you can this week. Share your learning on your Learners Journal or email the school office. wllinlithgowbridge-ps@westlothian.org.uk</p>		<p>Have a look at this playlist for Cosmic Yoga. Choose an activity to do each day. Cosmic Kids Playlist</p>
<p>Learn about Nebula from this video and follow the task to make your own Nebula in a jar. You can use paint or food colouring. Nebula Video and Craft</p>	<p>Choose one of these books to read with someone in your family. Can you retell the story to someone else? Back to Earth with a Bump Space Counting Book</p>	<p>Try this craft to make your own Stellar Scope. You can use the template or design your own constellation. Stellar Scope Stellar Scope Template</p>	<p>Learn about satellites and then have a go at building your own. Satellites Build a Satellite</p>

