

## Primary 2 Home Learning Work From Miss Hall

Thursday 4<sup>th</sup> June 2020

Hello Primary 2, I hope you have been enjoying the lovely sunshine we have had recently. Here are some activities for today.

To access the Twinkl documents you first have to sign up for a free membership account:

- Go to [www.twinkl.co.uk/offer](http://www.twinkl.co.uk/offer)
- Sign up for a free account (entering parent as occupation)
- Enter the offer code UKTWINKLEHELPS

### Practical Maths

Learning Intention – I can explore and learn about **Time** and discover a variety of ways to understand and work this out using five minute intervals.

- Click on <https://www.twinkl.co.uk/resource/roi2-m-340-telling-the-time-in-five-minute-intervals-powerpoint>
- Read the information on each slide and share your answers with your family as you read each question
- Click on <https://www.twinkl.co.uk/resources/white-rose-maths-resources/year-2-white-rose-maths-resources-key-stage-1-year-1-year-2/summer-block-3-time-year-2-white-rose-maths-resources-key-stage-1>
- Please select Year 2 Diving into Mastery: Telling Time to 5 Minutes Activity Cards B
- Click onto <https://uk.ixl.com/math/year-2>
- Select the Time section and try W.12 – Compare Clocks 1 and W.14 – Time and Clocks Word Problems
- Click onto [https://www.youtube.com/watch?v=g6tJAY\\_7AL4&list=PLZAAogyYB7D8b1eCIW3xamKs3tIYbtBmw&index=3](https://www.youtube.com/watch?v=g6tJAY_7AL4&list=PLZAAogyYB7D8b1eCIW3xamKs3tIYbtBmw&index=3)
- Have fun by joining in with Jack Hartman – YouTube Hip – Hop – Around the Clock/Learn How to Tell the Time/



## Literacy

Learning Intention – I can segment and recognise words that end in ed.

wiping gazing smiling diving blaring taping wiring  
caring sharing biting naming chasing

- Say each of the words using a loud voice and then say each of them using a quiet voice
- Click onto <https://www.bbc.co.uk/bitesize/topics/z8mxrwx/articles/zwgbcwx> to listen to some information about using a suffix at the end of a word
- Click onto <https://www.twinkl.co.uk/resource/t-l-4300-adding-er-ed-and-ing-spelling-activity>
- You don't need to print this sheet but as you look at it, discuss your answers with your family
- Please write out the first 3 sentences only with the missing word and write these in your jotter

Learning Intention – I can learn to understand and recognise what a Pronoun is and why we use these in our writing.

- Select the website <https://www.bbc.co.uk/bitesize/articles/z64q7nb> called 'Identifying When to Use Pronouns'
- Watch the 2 short clips to learn about Nouns and understand Pronouns
- Read the information underneath the second clip
- Continue to complete Activity 1 which has another 2 short clips to enjoy
- Please do not do the written Activity 2 and 3 worksheets from Twinkl
- Write these sentences into your jotter and circle all the Nouns, Pronouns and Words ending with ed you can find.


Tom jumped into the swimming pool. He was very excited and waved his hands at his sister. She was pleased to see him as he played in the water.



## Story Time

Learning Intention - I can listen to the clip, ask questions and learn new vocabulary.


- Click on <https://www.youtube.com/watch?v=LVLGQiDrI0A> to enjoy the story called **The Pout-Pout Fish Cleans Up the Ocean by Deborah Diesen**



## Music

Learning Intention – I can participate and enjoy singing and performing to the music

- Click onto <https://www.youtube.com/watch?v=3F1JLzBdlKs> to have fun with **The Floss Dance by Jack Hartman**



## French

I can learn about some French words to describe different kinds of food and drink

- Click onto <https://www.twinkl.co.uk/resource/t-t-6248-french-food-powerpoint>










t-t-6248-french-fo  
d-powerpoint.ppt

- **Select**
- Click on the grey microphone image in each slide of the powerpoint to listen to each word in French
- Repeat the words 2 or 3 times as you hear them
- Click onto <https://www.twinkl.co.uk/resource/t2-l-598-foods-i-like-and-dislike-activity-sheet-french>
- You don't need to print the sheet but you can draw out 2 circles for the plates and draw pictures of the foods you like and dislike in each plate
- Write the French names of the foods beside each picture and colour your pictures please
- Add **3** more food pictures of your own to the plates



**Foods I Like and Dislike**  
Trie les aliments en écrivant leur nom dans l'assiette de ton choix.

 les fraises	 les pommes	 les raisins	 l'ananas	 les bananes	 les oignons	 les poivrons
--	---	--	---	--	--	---

J'aime

Je n'aime pas

ink saving Eco