



Home Learning



P2



Week 2

Weekend News

To help me communicate effectively in and out of school I can...

Say - Talk about what I have been doing with my family using descriptive language.

Make - Draw a detailed picture of my news.

Write - Write a sentence or sentences using a full stop, capital letter, finger spaces and wow words.

Do- Read my news diary to my mum or dad to help me check it makes sense.

I can use my core targets.

I will -

- Use-capital letters and full stops.
- Check my writing makes sense.
- Spell tricky words correctly
- Join sentences together using 'and, but'..
- Present work neatly
- Use descriptive vocabulary

I am learning how to write a description

To describe the characteristics of people places and things, I can...

Say - listen to and share ideas about my favourite game/toy using visualisation and descriptive vocabulary.

Make - draw and label a detailed diagram of my favourite toy or game.


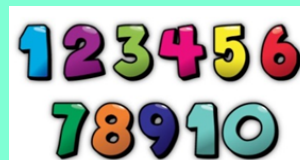
Write -A description about your toy or game. Use a title, introduction, characteristics and an evaluation.

Do-Read it to your family to check it makes sense.

I can write a description

I will -

- Write- a title, an introduction, characteristics and an evaluation.
- Use my core writing targets.
- Use descriptive language such as **shape**, **colour**, **size**, **number** and **texture**.



WAGOLL

My Favourite Toy

I enjoy playing with my toys, I have quite a few but my favourite toy is a hover board.

My hover board is white and it has two large wheels. Above the wheels it has flashing lights that flash green, red and blue. You have to stand on the hover board and get your balance otherwise you will fall off!

When you lean forward the hover board goes very fast!

I like my hover board because it is exciting and fun to use.

Dictation Week 2

- I had been painting an image of the sea but I could not get the picture right.
- My friends are cheering the small clown in the show but I like the big clown better.
- The crowds were shouting at the prince but he could not hear them.

Please choose one sentence. Read the sentence to your child/children first then ask them questions to ensure their understanding. Ask them to repeat the sentence back to you and finally ask them to write the sentence, 3 words at a time. Thank you.

Reading Detectives

- **I can read the sentences and find the tricky words, ing words and vowel digraphs.**

I was feeling a bit cool but mum said the heating was on.

The man went to post a letter in the box in his street.

Vince had been peeling an orange but he did not eat it.

We are learning to add and subtract to 20 and beyond

To explore numbers, understand quantities, use strategies to help me work with numbers...

I can

Say count forwards and backwards to and from 100 and beyond in 1s, 5s and 10s.

Make - Make up real life addition and subtraction problems to share.

Write- Use the correct symbols + - = when writing our number sentences

Do- Show, share and explain my strategies with others.


Skills we will use- team player motivation problem solving

We are learning to add and subtract within 20 and beyond

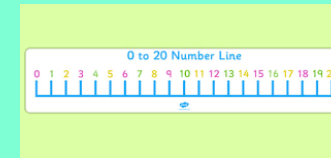
To explore numbers, understand quantities, use strategies to help me work with numbers...

I will use strategies to help me -

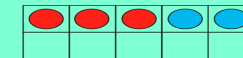
- Counting on



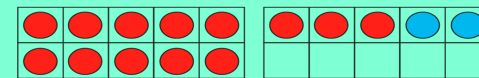
- Double and near doubles



- Find and make number bonds to 10



- Add by making 10



- Remember to think about the most **efficient** strategy

Dinosaur Habitat Box



