




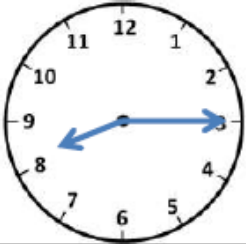



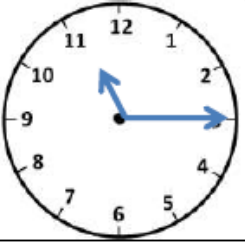
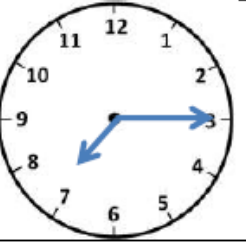
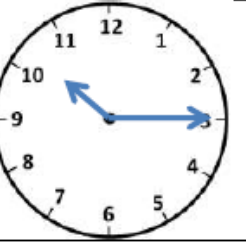

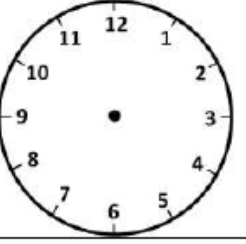
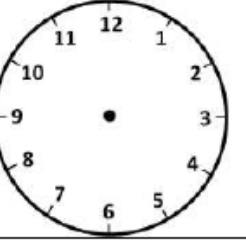
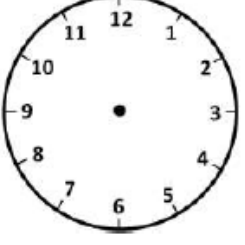

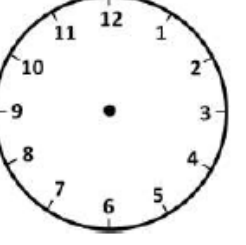


LI: To tell the time – quarter past

Write the correct time underneath each clock. The first one has been done for you.

		
Quarter past 1	Quarter past ____	Quarter past ____
		
Quarter past ____	Quarter past ____	Quarter past ____
		
Quarter past ____	Quarter past ____	Quarter past ____

For each time, you need to write the digital time, or draw the hands in the correct place. The first one is done for you.

		
11:15		
		
	4:15	7:15
		
1:15		12:15