



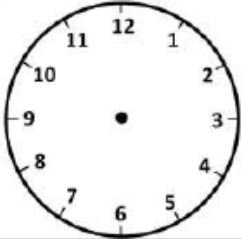
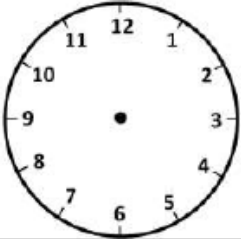
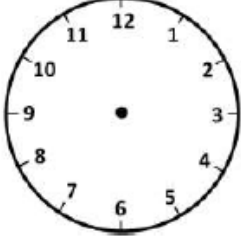

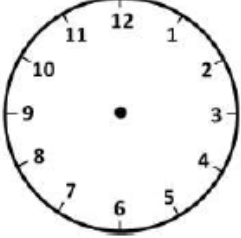

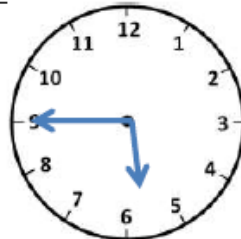
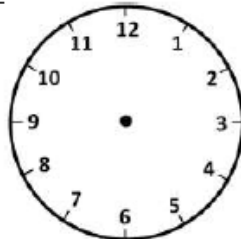

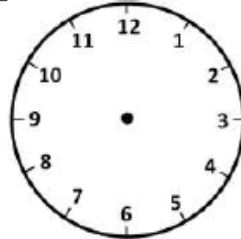

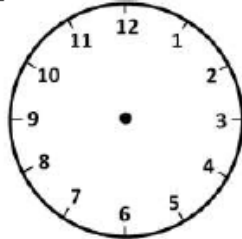

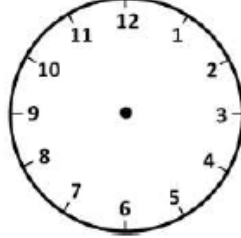



LI: To tell the time – quarter past / to

For each time, you need to write the digital time, or draw the hands in the correct place. The first one is done for you.

		
11:15		
		
	4:15	7:15
		
1:15		12:15 

For each time, you need to write the digital time, or draw the hands in the correct place. The first one is done for you.

		
5:45	1:15	
		
	11:15	6:15
		
	3:15	