







m

m m


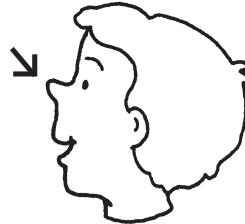


Draw lines connecting the sound in the middle to the pictures that **begin** with the same sound.



n

n n

Draw lines connecting the sound in the middle to the pictures that **begin** with the same sound.



abcdefghijkl \_ \_ opqrstuvwxyz



# Consonants: M and N

Practice writing the letters.

m m m m

n n n n

Write 'm' or 'n' in the blanks under the pictures.



1) \_\_\_ouse



\_\_\_ose



2) \_\_\_ine



\_\_\_oose



3) \_\_\_oon



\_\_\_est

Name \_\_\_\_\_

Date \_\_\_\_\_

# Ending Sounds: M and N

The sound at the end of **jam**  is spelled with the letter **m**.

The sound at the end of **sun**  is spelled with the letter **n**.

**Directions:** What do you see in the picture? Say the name of each picture out loud. Decide if the word ends with the **m** sound or the **n** sound. Write the letter.

woma

ma

ru

su

cla

swi

gu

