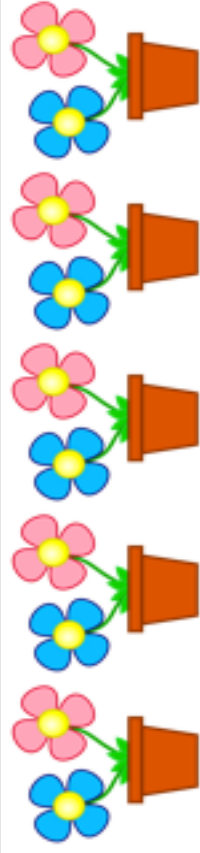




There are ____ groups of ____ pencils.

There are ____ pencils altogether.



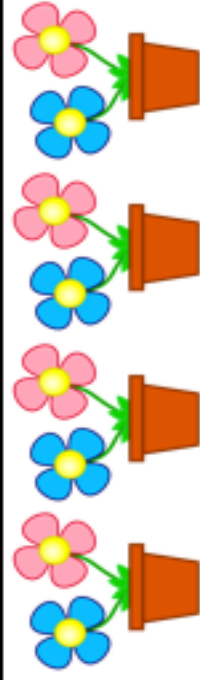
There are ____ groups of ____ flowers.

There are ____ flowers altogether.



There are ____ groups of ____ pencils.


There are ____ pencils altogether.



There are ____ groups of ____ flowers.

There are ____ flowers altogether.

How to Make a Potion



You will need:

LITERACY



Writing: How to make a potion!

For writing today we are going to continue with our instructional writing but this week we were writing instructions on how to make a potion. I have attached a template above that you may use if you wish.

First I would like you to decide what is going to go into your potion! Choose 4 or 5 things. (can you add in any adjectives? Such as yellow cats eyes, a huge brown witches broom)

Then I would like you to list the steps you would take.

Top tips:

- remember your capital letters, finger spaces and full stops.
- add a title to your instructions
- number your steps
- take a new line for each instruction
- try and use words such as **first, then, next, finally**

OTHER!

Expressive Arts week: Art

Draw a self-portrait. Remember to include eyes, a nose, a mouth, ears and hair.



NUMERACY!

Grouping

Today I would like you to have a go at the questions attached above! There are different items and they have been put into groups. I would like you to read out the text box in each example and copy and complete.

Let me know how you get on, this is tricky stuff! 😊

Challenge

Do a Joe Wickes
PE session today!
Let's keep active!

P1
Activities
11/06/20

A note from
your teacher

Please complete
these tasks in
the jotter
provided each
day.