




Read, Write and Draw – CVC 'e' Words

Read the word given. Write the word in each of the boxes and then draw a picture for this word in the box with the pencil in it.

leg	_____	_____	_____	_____	
net	_____	_____	_____	_____	
jet	_____	_____	_____	_____	






page 2



Read, Write and Draw – CVC 'e' Words


Read the word given. Write the word in each of the boxes and then draw a picture for this word in the box with the pencil in it.

vet	_____	_____	_____	_____	
red	_____	_____	_____	_____	
men	_____	_____	_____	_____	

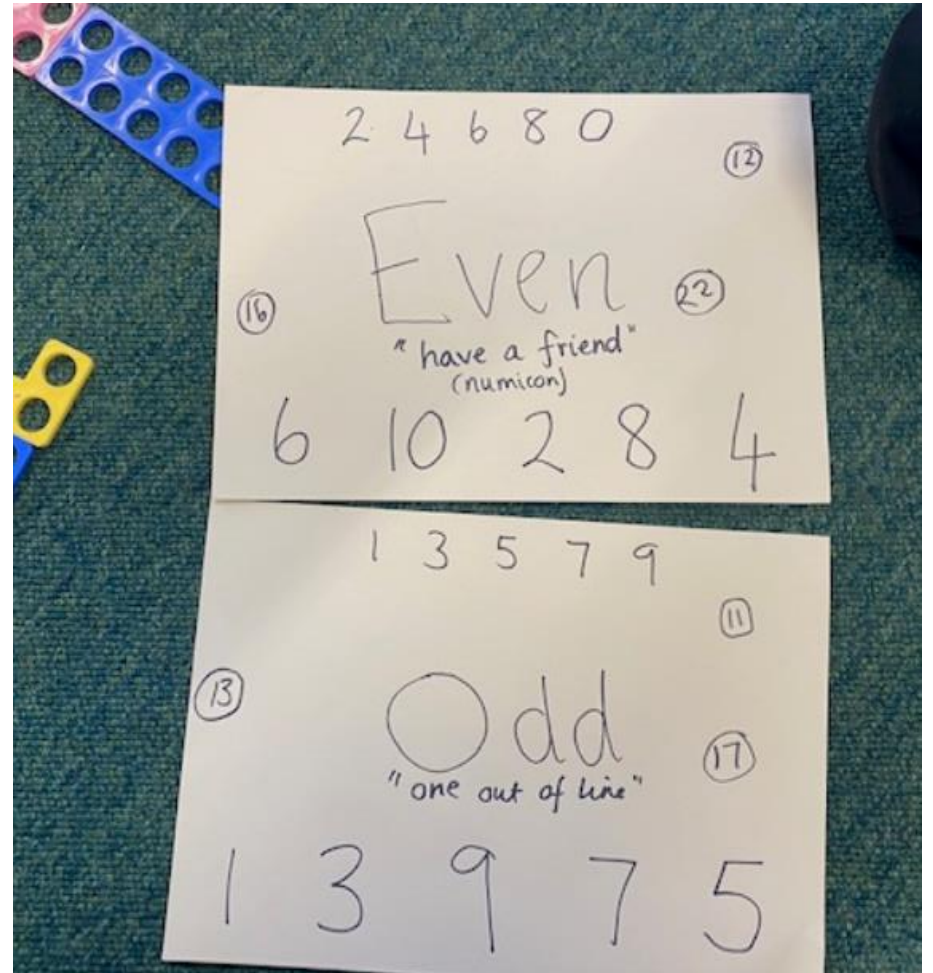



page 3





Numicon Number Line



Numicon Investigation – Odd and Even Numbers



LITERACY

Read, Write and Draw

Today I would like you to look at the cvc 'e' words in your RWD booklet. If you don't have one I have attached above. I would like you to complete Pg. 2 and 3.

Extension: Play this fun matching pairs game that focuses on words with 'e' in them 😊

https://www.learninggamesforkids.com/spelling_games/short-vowel-games/short-e/short-e-audio-word-match.html

NUMERACY!

Odd and Even numbers

We are going to have a look at odd and even numbers today. We worked on this in class a lot during last term. I would like you to talk to an adult about what you remember about odd and even numbers – use the numicon number line above.

I have also put in some photos from our discussion and introduction activity in school.

Extension: Make your own set of Numicon to help explore odd and even numbers (can be out of paper, card etc.)



Other

Class Talk/Poster Prep.

What does your animal eat?



Weekly Reading:

Please find your weekly reading book allocated on Active Learn ☺ It will be one of the books below:

Fun at the beach

Dig and Tip

Big Fat Rat

Is Nan in?

P1 Activities 25/05/20

A note from your teacher

Please complete these tasks in the jotter provided each day.