




## Read, Write and Draw – CVC 'a' Words

Read the word given. Write the word in each of the boxes and then draw a picture for this word in the box with the pencil in it.

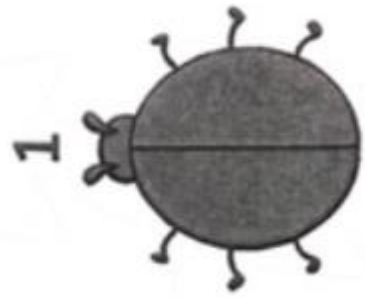


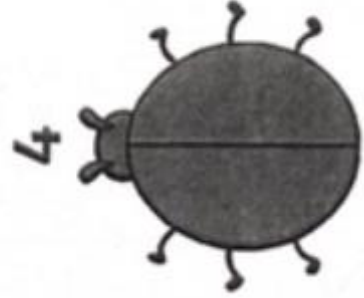
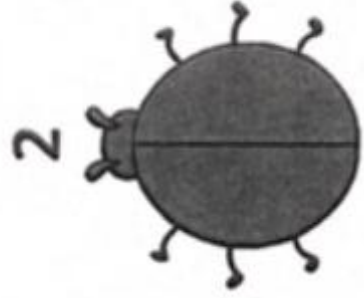
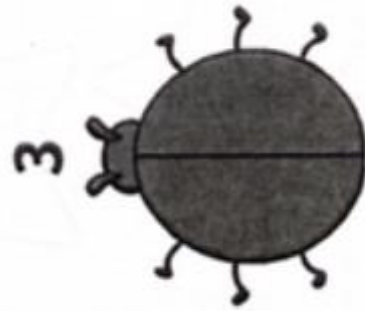
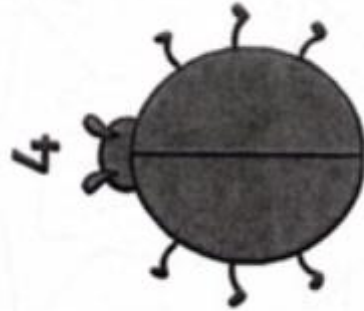
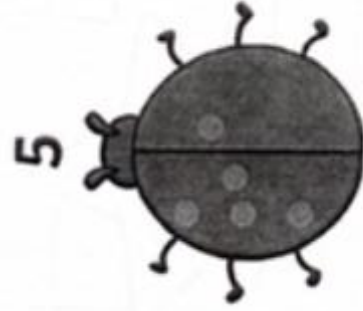
fan	<hr/>	<hr/>	<hr/>	
rag	<hr/>	<hr/>	<hr/>	
can	<hr/>	<hr/>	<hr/>	

# Ways of Making Numbers up to 5

How many different ways can you make the numbers below? The first one has been done for you.

$$4 + 1 = 5$$

●	●	●	●		





## LITERACY

Warm up: Use sounds pack that is in your homework folder to play matching pairs with the sounds.

Please complete the last 'a' task of the Read, Write, Draw booklet (pg. 4)

Extension: Write a sentence for each of the words. Could you manage to put two of the 'a' words in one sentence?



## NUMERACY!

Please complete the 'Ways of making 5' worksheet that is in your pack. If you don't have one i have attached the worksheet that you can have a look at. Write the sums beside the lady birds or in your jotter. (You may want to draw the dots on the ladybirds)



## OTHER!



Discuss the foods you like and dislike with an adult. Draw a picture of one of each in your jotter. Find out if the adult's food preference changed as they grew up.

### Challenge

Design and make a game board that you have to use counting in.

## *P1 Activities 21/04/20*

### **A note from your teacher**

Please complete these tasks in the jotter provided each day. You will be able to share your learning with the class when you return to school.